WELDING TOGETHER

2011

1950 - 2010

60 YEARS' PLEASURE
IN WELDING TOGETHER

WELDING TOGETHER



SALDATRICI AD ARCO E PER RESISTENZA
IMPIANTI TAGLIO PLASMA

ARC AND RESISTANCE WELDERS
PLASMA CUTTING EQUIPMENT

EQUIPOS DE SOLDADURA AL ARCO,
POR RESISTENCIA Y CORTE POR PLASMA

LICHTBOGEN- UND WIDERSTANDSCHWEIS-
SANLAGEN PLASMA SCHNEIDANLAGEN

MACHINES A SOUDER A L'ARC
ET PAR RESISTANCE EQUIPEMENTS
DE DECOUPAGE PLASMA

SOLDADURA POR ARCO ÉLECTRICO
E RESISTÊNCIA EQUIPAMENTO DE CORTE
POR PLASMA

BOOG EN WEERSTANDLASMACHINES
PLASMA SNIJMACHINES

BÅG- OCH MOTSTÅNDSSVETSNING
PLASMA SKÄRANDE UTRUSTNING

LYSBUE OG MOTSTANDSVEISEMASKINER
PLASMA SKJÆRE UTSTYR

KAARI JA VASTUSHITSAUSKONEET,
PLASMA-LEIKKAUSLAITTEET

ZGRZEWANIE LUKOWE I OPOROWE
WYPOSAZENIE DO PLAZMY

OBLOUKOVÉ A ODPOROVÉ SVAŘOVACÍ
STROJE PLASMOVÁ ŘEZACÍ ZAŘÍZENÍ

ARK VE REZİSTANS KAYNAK MAKİNELERİ
PLAZMA KESME EKİPMANLARI

АППАРАТЫ ЭЛЕКТРОДУГОВОЙ И
КОНТАКТНОЙ СВАРКИ
ОБОРУДОВАИЕ ДЛЯ ПЛЯ ПЛАЗМЕННОЙ
РЕЗКИ

	MMA	Ø 6,0 mm / Ø 5,0 mm / Ø 4,0 mm / Ø 3,2 mm / Ø 2,5 mm / Ø 2,0 mm — MAX I2 MIN	Inverter	DC + -	AC ~	Ø Rutile	Ø Low Hydrogen	Ø Cellulosic	Ø CrNi
1~	PROJECT 1300	130 A 25%	B	B		J	J		H
	PROJECT 1600	160 A 25%	B	B		J	J		H
	PROJECT 1650	160 A 30%	B	B		J	J		H
	RAINBOW 1150	120 A 25%	B	B		J	J		J
	RAINBOW 150	150 A 30%	B	B		J	J		J
	RAINBOW 153 Cell	150 A 20%	B	B		J	J	J	J
	RAINBOW 180	180 A 20%	B	B		J	J		J
	RAINBOW 183 Cell	180 A 20%	B	B		J	J	J	J
	MATRIX 2200 E	180 A 30%	B	B		J	J	J	J
	MEGA 161/A	140 A			B	J			
	TURBO 270	195 A 25%			B	J			
	TM 401	350 A 35%			B	J			
	TM 250 AC/DC	220 A 35% (AC)		B	B	J	H		
3~	ARC 253	230 A 35%		B		J	H		H
	ARC 303	260 A 35%		B		J	H		H
	ARC 403	350 A 35%		B		J	H		H
	ARC 503	400 A 35%		B		J	H		H
	TRIARC 306/L	260 A 35%		B		J	J	J	J
	TRIARC 406/L	400 A 35%		B		J	J	H	J
	TRIARC 506/L	500 A 35%		B		J	J	H	J
	ARCTRONIC 426	400 A 35%		B		J	J	J	J
	ARCTRONIC 626	600 A 35%		B		J	J	J	J
	MATRIX 2700 E	270 A 40%	B	B		J	J	J	J
	MATRIX 2700 E SV (400 V)	270 A 30%	B	B		J	J	J	J
	MATRIX 420 E	420 A 40%	B	B		J	J	J	J

I2 @ 100% I2 @ 60% I2 @ X% J excellent H good

	MIG/MAG	SG 2 / Ø 1,6 mm / Ø 1,2 mm / Ø 1,0 mm / Ø 0,8 mm / 0,6 mm — MAX I2 MIN	Inverter				SYN	PULSED	MMA LIFT
1~	SMARTMIG M 20	180 A 15%			B				
	COMPACT 240 M	250 A 20%			B				
	MAXI 255 M	250 A 20%		B	B				
	TREO 1650 Synergic	160 A 35%	B			B	B		B
3~	SMARTMIG T 21	200 A 25%			B				
	SMARTMIG T 25	250 A 25%			B				
	COMPACT 270	250 A 35%			B				
	COMPACT 310	300 A 35%			B				
	COMPACT 364	350 A 35%			B				
	COMPACT 410	400 A 35%			B				
	COMPACT 3100 Synergic	300 A 35%			B		B		
	COMPACT 3600 Synergic	350 A 35%			B		B		
	COMPACT 4100 Synergic	400 A 35%			B		B		
	MAXI 315	300 A 35%		B	B				
	MAXI 405	400 A 35%		B	B				
	MAXI 505	500 A 35%		B	B				
	MAXI 4005	400 A 35%		B	B		B		
	MAXI 5005	500 A 35%		B	B		B		
	ECHO 4000 CV	400 A 40%		B		B	V		
	ECHO 5000 CV	500 A 40%		B		B	V		
	ECHO 6000 CV	600 A 40%		B		B	V		
	ECHO 7000 CC/CV	700 A 40%		B		B			B
	CONVEX 250 Basic	250 A 40%	B			B			B
	CONVEX 320 Basic	320 A 40%	B			B			B
	CONVEX 3200 Vision	320 A 40%	B			B	B		B
	CONVEX 400 Basic	400 A 50%	B	B		B			B
	CONVEX 500 Basic	500 A 50%	B	B		B			B
	CONVEX 4000 Vision	400 A 50%	B	B		B	B		B
	CONVEX 5000 Vision	500 A 50%	B	B		B	B		B
	DIGISTAR 250	250 A 40%	B			B	B	B	B
	DIGITECH 300 Compact	300 A 40%	B			B	B	B	B
	DIGITECH 320	320 A 40%	B	B		B	B	B	B
	DIGITECH 400	400 A 50%	B	B		B	B	B	B
	DIGITECH 500	500 A 60%	B	B		B	B	B	B

I2 @ 100% I2 @ 60% I2 @ X% V optional

	TIG (WIG)	MAX I2 MIN	Inverter	DC + -	AC ∿	DIGITAL 888	PULSED	888 A	888 PROG.
1~	RAINBOW 170 HF	170 A 20%	B	B					
1~	RAINBOW 200 HF	200 A 20%	B	B		B	B	B	B
1~	MATRIX 2200 HF	220 A 30%	B	B		B	B	B	B
1~	MATRIX 2200 AC/DC	220 A 30%	B	B	B	B	B	B	B
1~	AC/DC 260	260 A 20% (TIG AC)		B	B				
3~	MATRIX 250 HF	250 A 35%	B	B		B	B	B	B
3~	MATRIX 400 HF	400 A 35%	B	B		B	B	B	B
3~	MATRIX 250 AC/DC	250 A 35%	B	B	B	B	B	B	B
3~	MATRIX 400 AC/DC	400 A 35%	B	B	B	B	B	B	B
3~	MATRIX 500 AC/DC	500 A 35%	B	B	B	B	B	B	B

I2 @ 100% I2 @ 60% I2 @ X%

	PLASMA	PLASMA mm (6 8 10 12 15 18 20 25 30 40 50)	Inverter			DIGITAL 888	HF		888 A
1~	PLASMA CUT 26i Compressor		B		B			B	
1~	PLASMA CUT 40i		B		B				
3~	PLASMA PLUS 56			B					
3~	PLASMA PLUS 91			B			B		
3~	PLASMA PLUS 150 E				B		B		B
3~	PLASMA CUT 61i		B		B		B		
3~	PLASMA CUT 100i (400 V)		B		B		B		
3~	PLASMA CUT 150i		B		B	B	B		B

quality cutting severance cutting

MMA

PROJECT 5
PROJECT 1300
PROJECT 1600
PROJECT 1650

RAINBOW 6
RAINBOW 1150
RAINBOW 150
RAINBOW 153 CELL
RAINBOW 180
RAINBOW 183 CELL VRD

MATRIX E 1PH 7
MATRIX 2200 E

MATRIX E 3PH 8
MATRIX 2700 E
MATRIX 2700 E SV
MATRIX 420 E

ARCTRONIC 9
ARCTRONIC 426
ARCTRONIC 626

ARC - TRIARC 10
ARC 253
ARC 303
ARC 403
ARC 503
TRIARC 306/L
TRIARC 406/L
TRIARC 506/L

MEGA - TURBO - TM 10
MEGA 161/A
TURBO 270
TM 250 AC/DC
TM 401

MIG/MAG

SMARTMIG 11
SMARTMIG M20
SMARTMIG T21
SMARTMIG T25

COMPACT 12
COMPACT 240 M
COMPACT 270
COMPACT 310
COMPACT 364
COMPACT 410

COMPACT SYN 13
COMPACT 3100 SYN
COMPACT 3600 SYN
COMPACT 4100 SYN

MAXI 14
MAXI 255 M
MAXI 315
MAXI 405
MAXI 505

MAXI SYNERGIC 15
MAXI 4005 ES 5
MAXI 5005 ES 5

ECHO 16
ECHO 4000 CV
ECHO 5000 CV
ECHO 6000 CV
ECHO 7000 CC/CV

TREO 17
TREO 1650 Synergic

CONVEX BASIC 18
CONVEX 250 BASIC
CONVEX 320 BASIC
CONVEX 400 BASIC
CONVEX 500 BASIC

CONVEX VISION 18
CONVEX 3200 VISION
CONVEX 4000 VISION
CONVEX 5000 VISION

MIG/MAG PULSED

DIGISTAR 20
DIGISTAR 250

DIGITECH COMPACT 21
DIGITECH 300 COMPACT

DIGITECH 22
DIGITECH 320
DIGITECH 400
DIGITECH 500

MIG/MAG PULSED

ROBOTIC & AUTOMATION MIG 23
DIGITECH 400 R
DIGITECH 500 R

TIG (WIG) DC + -

RAINBOW HF 24
RAINBOW 170 HF
RAINBOW 200 HF

MATRIX HF 25
MATRIX 2200 HF
MATRIX 250 HF
MATRIX 400 HF

TIG (WIG) AC DC

MATRIX AC/DC 1PH 26
MATRIX 2200 AC/DC

MATRIX AC/DC 3PH 27
MATRIX 250 AC/DC
MATRIX 400 AC/DC
MATRIX 500 AC/DC

AC / DC 28
AC / DC 260

TIG (WIG) DC + - AC DC

ROBOTIC & AUTOMATION TIG 29
MATRIX 250 HF R
MATRIX 400 HF R
MATRIX 250 AC/DC R
MATRIX 400 AC/DC R
MATRIX 500 AC/DC R

PLASMA

PLASMA CUT 1PH 30
PLASMA CUT 26i Compressor
PLASMA CUT 40i

PLASMA CUT 3PH 31
PLASMA CUT 61i
PLASMA CUT 100i
PLASMA CUT 150i

PLASMA PLUS 32
PLASMA PLUS 56
PLASMA PLUS 91
PLASMA PLUS 150 E

VOYAGER 34
VOYAGER

DUAL 35
DUAL 30

X-GUN - C-GUN 36
X-GUN 18
X-GUN 28
C-GUN 28

Z - NKL 37
ZT 18
ZP 18
ZT 28
ZP 28
NKLT 22
NKLP 22
NKLT 28
NKLP 28
NKLT 48
NKLP 48

PPN 38
PPN 28
PPN 53
PPN 83
PPN 103
PPN 153
PPN 253

BSW 39
BSW 25
BSW 50
BSW 100

PPN 3F CC 40
PPN 100 3F CC
PPN 160 3F CC
PPN 260 3F CC
PPN 360 3F CC
PPN 460 3F CC

MF 41
BSW 70 MF
BSW 90 MF
MF 70
MF 90
MF 140
MF 180

RT - RL - RTL 42
RT 80
RT 81
RL 81
RTL 81
RT 100
RT 150 2T

TR - N - SQ 43
N 3
TR 9
N 12
SQ 121

SRT - SQ/A - SQ/AS 44
SRT 11
SQ/A 121
SQ/A 62
SQ/AS 121
SQ/AS 62

PROJECT 1600

PROJECT 1650

PFC sinus

Inverter | DC + - | LIFT | HOT START | ARC FORCE | V1 ±15% | GOES GREEN

MMA | TIG (WIG)

		PROJECT 1300	PROJECT 1600	PROJECT 1650
1~	V 50/60 Hz	230	230	230
S1 max	kVA	7,3	9,8	5,5
I2 @ 100%	A	16	16	16
P.FACTOR cos φ		0,62 0,99	0,54 0,99	0,99 0,99
η MAX		0,80	0,80	0,80
O.C.V. U20	V	60	60	68
MAX I2 MIN	A	5 - 130	5 - 160	5 - 160
DUTY CYCLE I2 %	A 100% A 60% A X%	80 100 130 (25%)	90 105 160 (25%)	100 115 160 (30%)
IP..		23 S	23 S	23 S
	mm mm mm	315 135 230	315 135 230	400 135 230
kg	Kg	6,1	6,3	8,9
PFC		---	---	•

PROJECT 1300

Designer: Spreafico Design - Italy

RAINBOW 150 RAINBOW 180

Inverter | DC + - | LIFT | HOT START | ARC FORCE | V1 +15% -20% | GOES GREEN

MMA | TIG (WIG)

		RAINBOW 1150	RAINBOW 150	RAINBOW 153 CELL	RAINBOW 180	RAINBOW 183 CELL VRD
1~	V 50/60 Hz	115	230	230	230	230
S1 max	kVA	5,8	7,6	7,9	11,3	11,3
I2 @ 100%	A	32	16	16	20	20
P.FACTOR / cos φ		0,70 0,99	0,66 0,99	0,66 0,99	0,59 0,99	0,55 0,99
η MAX		0,74	0,79	0,75	0,74	0,74
O.C.V. U20	V	88	88	103	88	12
MAX I2 MIN	A	5 - 120	5 - 150	5 - 150	5 - 180	5 - 180
DUTY CYCLE I2 %	A 100% A 60% A X%	80 90 120 (25%)	100 120 150 (30%)	90 110 150 (20%)	110 130 180 (20%)	100 120 180 (20%)
IP..		21 S	21 S	21 S	23 S	23 S
	mm mm mm	340 115 260	340 115 260	340 115 260	390 135 300	390 135 300
kg	Kg	4,2	4,2	4,2	6	6,5
VRD		---	---	---	---	•

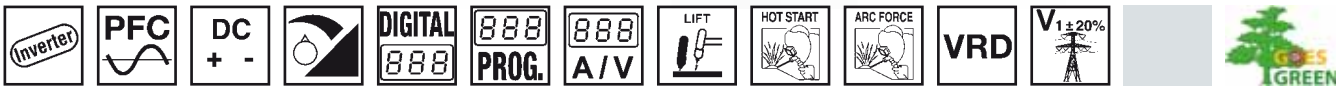

		MATRIX 2200 E		
		MMA	TIG	
1~	V 50/60 Hz	230		
S1 max	kVA	6,2	5,8	
I2 @ 100%	A	16		
P.FACTOR / cos φ		0,99 0,99	0,99 0,99	
η MAX		0,80	0,80	
O.C.V. U20	V	100	10	
MAX I2 MIN	A	5 - 180	5 - 220	
DUTY CYCLE I2 %	A 100% A 60% A 30%	120 150 180	140 180 220	
IP..		23 S		
	mm mm mm	430 185 390		
kg	Kg	12		

MATRIX 2700 E

MATRIX 420 E

MMA

TIG (WIG)

		MATRIX 2700 E	MATRIX 2700 E SV		MATRIX 420 E
3~	V 50/60 Hz	400	230	400	400
S1 max	kVA	10,0	8,0	10,5	17,4
I2 @ 100%	A	10	16	10	16
P. FACTOR / cos φ		0,95 0,99	0,98 0,99		0,95 0,99
η MAX		0,88	0,82	0,84	0,88
O.C.V. U20	V	100	100		100
MAX I2 MIN	A	5 - 270	5 - 220	5 - 270	5 - 420
DUTY CYCLE I2 %	A 100% A 60% A X%	200 220 270 (40%)	150 180 220 (30%)	180 200 270 (30%)	270 340 420 (40%)
IP..		23 S	23 S		23 S
	mm mm mm	430 185 390	465 185 390		500 220 425
kg	Kg	14,5	16,5		20
888 A/V		•	•		•
DIGITAL 888		•	•		•
VRD		•	•		•

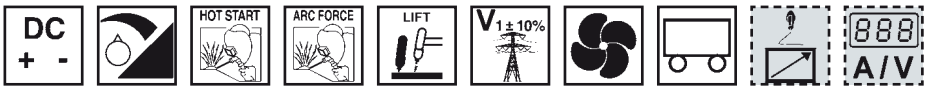

		ARCTRONIC 426	ARCTRONIC 626
3~	V 50/60 Hz	230/400	230/400
S1 max	kVA	32,5	47,4
I2 @ 100%	A	50/32	80/45
P. FACTOR cos φ		0,70 0,80	0,75 0,80
o.c.v. U20	V	64	64
MAX I2 MIN	A	5 - 400	5 - 600
DUTY CYCLE I2 %	A 100% A 60% A 35%	220 290 400	330 430 600
ø		1,6 - 8	1,6 - 8
IP..		23 S	23 S
	mm mm mm	1260 730 615	1260 730 615
kg	Kg	147	196

Optional

DC + - | 3~

AC ~ | 1~

MEGA	AC ~												
TURBO TM	AC ~												

		ARC 253	ARC 303	ARC 403	ARC 503	TRIARC 306/L	TRIARC 406/L	TRIARC 506/L	MEGA 161/A	TURBO 270	TM 250 AC	TM 250 DC	TM 401
1~	V 50/60 Hz	---	---	---	---	---	---	---	230/400	230/400	230/400		220/380
3~	V 50/60 Hz	230/400	230/400	230/400	230/400	230/400	230/400	230/400	---	----	---		---
S1 max	kVA	16,8	20,5	26,8	32,5	19,7	29,8	38,2	5,0	14,0	15,5	12,9	25,5
I2 @ 100%	A	32/20	40/25	50/32	63/35	40/25	50/32	63/40	16/10	25/16	63/35		80/50
P FACTOR cos φ		0,73	0,75	0,71	0,71	0,75	0,75	0,79	0,55	0,62	0,53	0,55	0,62
O.C.V. U20	V	65	65	71	75	65	75	75	51	52	75	68	70
MAX I2 MIN	A	55 - 250	70 - 300	60 - 370	70 - 450	45 - 270	60 - 400	80 - 500	60 - 140	40 - 195	40 - 250	30 - 190	60 - 350
DUTY CYCLE I2 %	A 100% A 60% A 35% A X%	135 170 230 ---	145 180 260 ---	200 260 350 ---	230 300 400 ---	145 180 260 ---	230 300 400 ---	290 380 500 ---	--- --- --- ---	100 125 --- 195 (25%)	130 170 --- 220 (35%)	130 170 --- 185 (50%)	200 250 350 ---
Ø		2 - 5	2 - 5	2 - 6	2,5 - 8	1,6 - 5	2 - 8	2,5 - 8	2 - 3,25	1,6 - 5	1,6 - 5		2 - 6
IP..		23 S	23 S	23 S	23 S	23 S	23 S	23 S	21 S	21 S	23 S		23 S
	mm mm mm	880 425 690	880 425 690	1120 570 725	1120 570 725	880 425 690	1120 570 725	1120 570 725	420 250 320	620 400 600	825 425 660		1000 560 730
kg	Kg	53	64	95	117	82	122	139	15,5	34	80		79

MEGA

TURBO

SMARTMIG M20 - T21

SMARTMIG T25

MIG/MAG

		SMARTMIG M20	SMARTMIG T21	SMARTMIG T25
1~	V 50/60 Hz	230	---	---
3~	V 50/60 Hz	---	230/400	230/400
$S_{1\,max}$	kVA	11,5	7,6	9,7
I_2 @ 60%	A	25	16/10	16/10
P.FACTOR cos φ		0,63	0,75	0,75
η_{MAX}		0,66	0,86	0,86
O.C.V. U_{20}	V	19,5 - 40	17 - 36	17 - 38
N°	N°	6	7	10
MAX I_2 MIN	A	30 - 180	25 - 200	25 - 250
DUTY CYCLE I_2 %	A 100% A 60% A 35% A X%	70 95 125 180 (15%)	100 130 170 200 (25%)	120 160 210 250 (25%)
Ø	mm	0,6 - 1,0	0,6 - 1,0	0,6 - 1,2
IP..		23 S	23 S	23 S
	mm mm mm	830 400 615	830 400 615	830 400 615
kg	Kg	42	47	53

M20 - T21

T25

Designer: Spreafico Design - Italy

MIG/MAG

		COMPACT 240M	COMPACT 270	COMPACT 310	COMPACT 364	COMPACT 410
1~	V 50/60 Hz	230	---	---	---	---
3~	V 50/60 Hz	---	230/400	230/400	230/400	230/400
S1 max	kVA	11,9	12.0	13,9	17,3	18,5
I2 @ 60%	A	25	16/10	25/16	25/20	35/20
P.FACTOR cos φ		0,96	0,96	0,96	0,96	0,96
η MAX		0,58	0,65	0,69	0,66	0,73
O.C.V. U20	V	22 - 50	17 - 38	18 - 43,5	18,5 - 45	20 - 44
N°	N°	7	10	10	14	20
MAX I2 MIN	A	50 - 250	25 - 250	30 - 300	45 - 350	60 - 400
DUTY CYCLE I2 %	A 100% A 60% A 35% A 20%	110 150 200 250	140 180 250 ---	170 225 300 ---	200 260 350 ---	240 300 400 ---
ø	mm	0,6 - 1,2	0,6 - 1,2	0,6 - 1,2	0,6 - 1,2	0,6 - 1,6
IP..		23 S	23 S	23 S	23 S	23 S
	mm mm mm	860 540 790	860 540 790	860 540 790	860 540 790	1060 600 780
kg	Kg	59	67	70	83	109

COMPACT 240M - 270 - 310

COMPACT 364 - 410

Designer: Spreafico Design - Italy

DIGITAL 888 SYN 888 A/V

MIG/MAG

	COMPACT 3100 SYN	COMPACT 3600 SYN	COMPACT 4100 SYN
3~ V 50/60 Hz	230/400	230/400	230/400
S1 max kVA	13,9	17,3	18,5
I2 @ 60% A	25/16	25/20	35/20
P.FACTOR cos φ	0,96	0,96	0,96
η MAX	0,69	0,66	0,73
O.C.V. U20 V	18 - 43,5	18,5 - 45	20 - 44
N°	10	14	20
MAX I2 MIN A	30 - 300	45 - 350	60 - 400
DUTY CYCLE I2 % A 100% A 60% A 35%	170 225 300	200 260 350	240 300 400
ø mm	0,6 - 1,2	0,6 - 1,2	0,6 - 1,6
IP..	23 S	23 S	23 S
mm mm mm	860 540 790	860 540 790	1060 600 780
kg Kg	71	83	110

COMPACT SYN 3100 - 3600 - 4100

Designer: Spreafico Design - Italy

MIG/MAG

	MAXI 255 M	MAXI 315	MAXI 405	MAXI 505
1~ V 50/60 Hz	230	---	---	---
3~ V 50/60 Hz	---	230/400	230/400	230/400
$S_{1\,max}$ kVA	11,8	13,8	19,0	24,2
I_2 @ 60% A	25	16/10	35/20	40/25
P.FACTOR cos φ	0,80	0,95	0,96	0,97
η_{MAX}	0,51	0,66	0,75	0,71
o.c.v. U_{20} V	23 - 50	18 - 43,5	20 - 44	19 - 51
N°	7	10	20	30
MAX MIN I_2 A	50 - 250	30 - 300	60 - 400	60 - 500
DUTY CYCLE I_2 % A 100% A 60% A 35% A 20%	110 150 200 250	170 225 300 ---	230 300 400 ---	300 370 500 ---
ø mm	0,6 - 1,2	0,6 - 1,2	0,6 - 1,6	0,8 - 2,0
IP..	23 S	23 S	23 S	23 S
mm mm mm	1020 540 790	1020 540 790	1060 600 780	1060 600 780
kg Kg	62	70	99	113

TR

WF

TR 1

TR 2 - WF 2

TR 4

WF 4

Designer: Spreafico Design - Italy

	MAXI 4005 ES 5	MAXI 5005 ES 5
3~ V 50/60 Hz	230/400	230/400
S1 max kVA	19,0	24,2
I2 @ 60% A	35/20	40/25
P.FACTOR cos φ	0,96	0,97
η MAX	0,75	0,71
O.C.V. U20 V	20 - 44	19 - 51
N° N°	20	30
MAX I2 MIN A	60 - 400	60 - 500
DUTY CYCLE I2 % A 100% A 60% A 35%	230 300 400	300 370 500
ø mm	0,6 - 1,6	0,8- 2,0
IP..	23 S	23 S
mm mm mm	1060 600 780	1060 600 780
kg Kg	102	116

MIG/MAG

Designer: Spreafico Design - Italy

WF 4 - DF 4 - ES 5

MINI 4 - DTR4 A/V

MIG/MAG

	ECHO 4000 CV	ECHO 5000 CV	ECHO 6000 CV	ECHO 7000 CC/CV
3~ V 50/60 Hz	230/400	230/400	230/400	230/400
$S_{1\,max}$ kVA	20,1	29,2	40,0	46,0
I_2 @ 60% A	45/25	63/35	80/45	85/50
P.FACTOR / cos φ	0,92 0,95	0,91 0,94	0,90 0,92	0,88 0,90
η_{MAX}	0,76	0,75	0,73	0,76
O.C.V. U_{20} V	16,5 - 44	17 - 51	17,5 - 58	22 - 56
MAX I_2 MIN A	25 - 400	25 - 500	30 - 600	25 - 700
DUTY CYCLE I_2 % A 100% A 60% A 40%	230 310 400	310 400 500	390 500 600	460 600 700
Ø mm	0,6 - 1,6	0,6 - 1,6	0,8 - 2,0	0,8 - 2,4
IP..	23 S	23 S	23 S	23 S
mm mm mm	1060 600 780	1060 600 780	1060 600 780	1060 600 780
kg Kg	104	116	146	180
SYN ES 5	•	•	•	---
MMA	----	---	---	•
LIFT	----	---	---	•

WF 4

DF 4

ES 5

DTR4 A/V

MINI 4

IR 14

Inverter | DIGITAL 888 | SYN | V 1±15% | 888 A/V | LIFT | GOES GREEN

		TREO 1650 Synergic		
		MIG-MAG	TIG DC	MMA
1~	V 50/60 Hz	230		
S1 max	kVA	4,5	2,8	4,0
I2 @ 60%	A	16	12	16
P.FACTOR / cos φ		0,99 0,99	0,99 0,99	0,99 0,99
η MAX		0,78	0,77	0,82
O.C.V. U20	V	72	72	72
MAX I2 MIN	A	5 - 160	5 - 160	10 - 130
DUTY CYCLE I2 %	A 100% A 60% A 35%	120 130 160	120 130 160	120 130 ---
ø	mm	0,6 - 1,0	---	---
ø	mm	200 max (300 optional)	---	---
IP..		23 S		
	mm mm mm	500 220 425		
kg	Kg	17,5		

MIG/MAG | MMA | TIG (WIG)

CONVEX 320 BASIC

MIG/MAG

MMA

TIG (WIG)

	CONVEX 250 BASIC	CONVEX 320 BASIC	CONVEX 400 BASIC	CONVEX 500 BASIC
3~ V 50/60 Hz	400	400	400	400
$S_{1\,max}$ kVA	11,0	14,3	18,6	25,6
I_2 @ 60% A	16	20	25	35
P.FACTOR / cos φ	0,80 0,99	0,86 0,99	0,90 0,99	0,94 0,99
η_{MAX}	0,85	0,85	0,88	0,89
O.C.V. U_{20} V	63	63	70	70
MAX I_2 MIN A	10 - 250	10 - 320	10 - 400	10 - 500
DUTY CYCLE I_2 % A 100% A 60% A X%	170 200 250 (40%)	240 270 320 (40%)	310 370 400 (50%)	380 460 500 (50%)
ø mm	0,6 - 1,2	0,6 - 1,2	0,6 - 1,6	0,6 - 2,0
IP..	23 S	23 S	23 S	23 S
mm mm mm	660 290 515	660 290 515	660 290 515	660 290 515
kg Kg	29	35	45	52

CONVEX 3200 VISION

DIGITORCH

	CONVEX 3200 VISION	CONVEX 4000 VISION	CONVEX 5000 VISION
3~ V 50/60 Hz	400	400	400
S1 max kVA	14,3	18,6	25,6
I2 @ 60% A	20	25	35
P.FACTOR / cos φ	0,86 0,99	0,90 0,99	0,94 0,99
η MAX	0,85	0,88	0,89
O.C.V. U20 V	63	70	70
MAX I2 MIN A	10 - 320	10 - 400	10 - 500
DUTY CYCLE I2 % A 100% A 60% A X%	240 270 320 (40%)	310 370 400 (50%)	380 460 500 (50%)
ø mm	0,6 - 1,2	0,6 - 1,6	0,6 - 2,0
IP..	23 S	23 S	23 S
mm mm mm	660 290 515	660 290 515	660 290 515
kg Kg	35	45	52

HR 30

Designer: Spreafico Design - Italy

Dual Pulsed

Inverter | DIGITAL 888 | SYN | 888 PROG. | V1 +15% -20% | 888 A/V | LIFT | GOES GREEN

MIG/MAG | PULSED | MMA | TIG (WIG)

		DIGISTAR 250	
3~	V 50/60 Hz	400	
S1 max	kVA	12,6	
I2 @ 60%	A	16	
P.FACTOR cos φ		0,65 0,99	
η MAX		0,81	
O.C.V. U20	V	63	
MAX I2 MIN	A	10 - 250	
DUTY CYCLE I2 %	A 100% A 60% A 40%	160 200 250	
ø	mm	0,6 - 1,2	
IP..		23 S	
	mm mm mm	615 290 525	
kg	Kg	29	



Dual Pulsed

DIGITORCH

Designer: Spreafico Design - Italy

	DIGITECH 300 COMPACT
3~ V 50/60 Hz	400
S1 max kVA	16,0
I2 @ 60% A	16
P.FACTOR / cos φ	0,71 0,99
ηMAX	0,76
O.C.V. U20 V	70
MAX I2 MIN A	10 - 300
DUTY CYCLE I2 % A 100% A 60% A 40%	180 230 300
ø mm	0,8 - 1,2
IP..	23 S
mm mm mm	665 290 525
kg Kg	39

MIG/MAG

PULSED

MMA

TIG (WIG)

VISION.ARC

Dual Pulsed

DIGITORCH

Designer: Spreafico Design - Italy

Inverter | DIGITAL 888 | SYN | 888 PROG. | V1 +15% -20% | 888 A/V | LIFT | GOES GREEN

MIG/MAG | PULSED | MMA | TIG (WIG)

		DIGITECH 320	DIGITECH 400	DIGITECH 500
3~	V 50/60 Hz	400	400	400
$S_{1\,max}$	kVA	17,3	21,3	33,0
I_2 @ 60%	A	16	20	40
P.FACTOR / cos φ		0,71 0,99	0,72 0,99	0,71 0,99
η_{MAX}		0,76	0,79	0,83
O.C.V. U_{20}	V	70	63	70
MAX I_2 MIN	A	10 - 320	10 - 400	10 - 500
DUTY CYCLE I_2 %	A 100% A 60% A 50% A 40%	200 260 --- 320	270 350 400 ---	400 500 --- ---
ø	mm	0,8 - 1,2	0,8 - 1,6	0,8 - 1,6
IP..		23 S	23 S	23 S
	mm mm mm	665 290 525	665 290 525	715 290 525
kg	Kg	37	49	56

HR 26

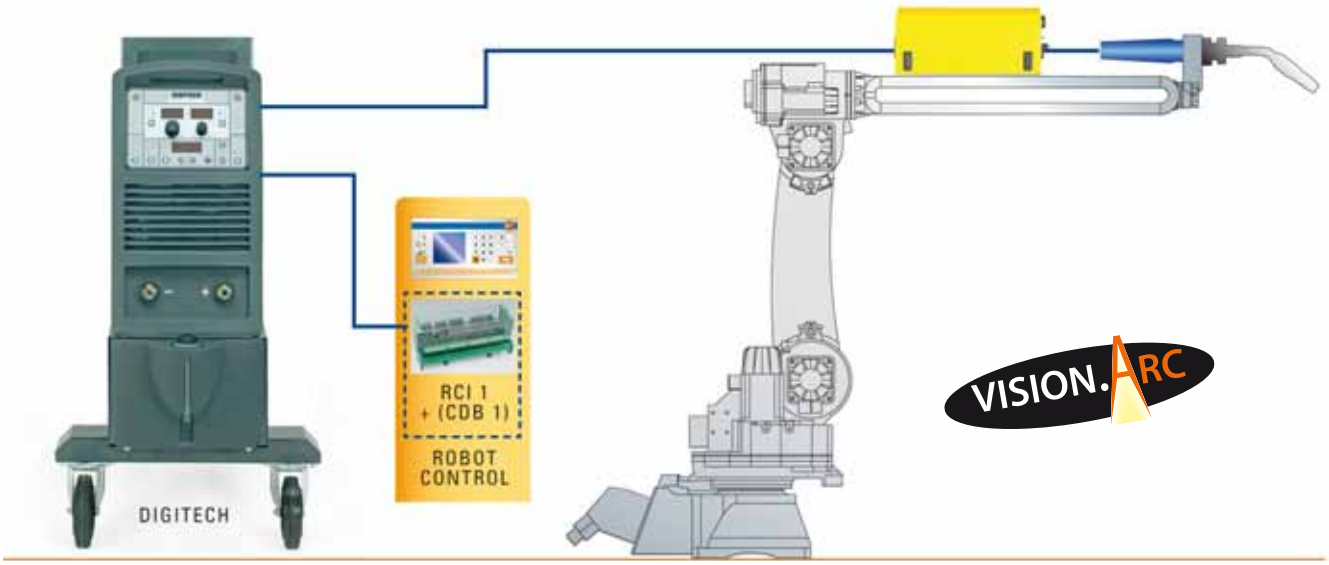

INTERFACE		TECHNICAL SPECIFICATIONS
	RCI 1	Analog I/O: 4 (IN) + 4 (OUT) Digital I/O: 24 (IN) + 8 (OUT) Serial Bus: RS 232 - RS 422
	RCDI 2	Field Bus: DeviceNet

	DIGITECH 400 R	DIGITECH 500 R
3~ V 50/60 Hz	400	400
S1 max kVA	21,3	33,0
I2 @ 60% A	20	40
P.FACTOR / cos φ	0,72 0,99	0,71 0,99
η MAX	0,79	0,83
O.C.V. U20 V	63	70
MAX I2 MIN A	10 - 400	10 - 500
DUTY CYCLE I2 % A 100% A 60% A 50%	270 350 400	400 500 ---
ø mm	0,8 - 1,6	0,8 - 1,6
IP..	23 S	23 S
mm mm mm	665 290 525	715 290 525
kg Kg	49	56

RBS 14

RB 6

Designer: Spreafico Design - Italy

TIG (WIG)

MMA

		RAINBOW 170 HF		RAINBOW 200 HF	
		TIG DC	MMA	TIG DC	MMA
1~	V 50/60 Hz	230	230	230	230
$S_{1\,max}$	kVA	7,2	7,9	8,5	9,0
I_2 @ 100%	A	16	16	20	20
P.FACTOR / cos φ		0,61 0,99	0,61 0,99	0,60 0,99	0,60 0,99
η_{MAX}		0,65	0,65	0,71	0,71
O.C.V. U_{20}	V	88	88	88	88
MAX / MIN I_2	A	5 - 170	5 - 150	5 - 200	5 - 160
DUTY CYCLE I_2 %	A 100% A 60% A X%	95 115 170 (20%)	95 115 150 (25%)	110 130 200 (20%)	105 125 160 (30%)
IP..		23 S		23 S	
	mm mm mm	390 135 300		390 135 300	
kg	Kg	7		7,5	

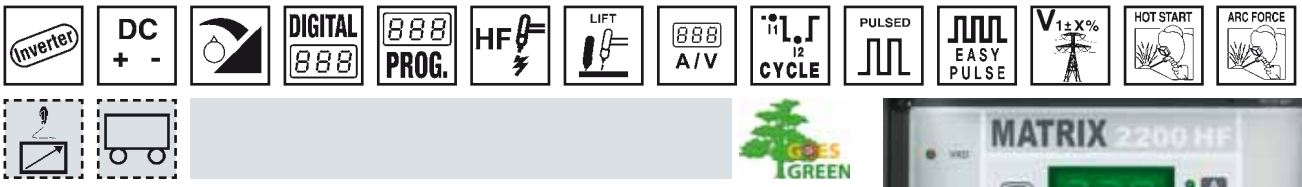

		MATRIX 2200 HF		MATRIX 250 HF		MATRIX 400 HF	
		TIG	MMA	TIG	MMA	TIG	MMA
1~	V 50/60 Hz	230 ± 15%		---		---	
3~	V 50/60 Hz	---		400 + 15% − 20%		400 + 15% − 20%	
S_{1max}	kVA	6,0	6,6	6,8	9,8	15,0	19,9
I_2 @ 100%	A	16	16	10	10	16	16
P.FACTOR / cos φ		0,99 0,99	0,99 0,99	0,98 0,99	0,97 0,99	0,97 0,99	0,97 0,99
η_{MAX}		0,77	0,80	0,75	0,79	0,71	0,75
O.C.V. U_{20}	V	10	100	95	95	65	65
MAX ⇕ MIN I_2	A	5 - 220	5 - 180	5 - 250	5 - 250	5 - 400	5 - 400
DUTY CYCLE I_2 %	A 100% A 60% A X%	160 190 220 (30%)	120 150 180 (30%)	170 200 250 (35%)	160 200 250 (35%)	250 320 400 (35%)	250 320 400 (35%)
IP..		23 S		23 S		23 S	
	mm mm mm	465 185 390		500 220 425		560 220 425	
kg	Kg	14		22		32	
PFC		•		---		---	
VRD		•		---		---	

PFC sinus

TIG (WIG)

MMA

	MATRIX 2200 AC/DC	
	TIG	MMA
1~ V 50/60 Hz	230 ± 15%	
S1 max kVA	5,4	6,3
I2 @ 100% A	16	
P FACTOR / cos φ	0,99 0,99	0,99 0,99
η MAX	0,77	0,77
O.C.V. U20 V	10	100
MAX I2 MIN A	5 - 220	5 - 180
DUTY CYCLE I2 % A 100% A 60% A 30%	140 180 220	120 150 180
IP..	23 S	
mm mm mm	465 185 390	
Kg	15,5	

HR 22

Designer: Spreafico Design - Italy

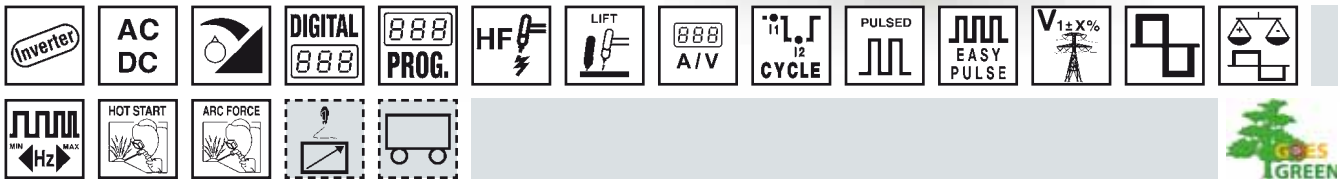

TIG (WIG)

MMA

		MATRIX 250 AC/DC		MATRIX 400 AC/DC		MATRIX 500 AC/DC	
		TIG	MMA	TIG	MMA	TIG	MMA
3~	V 50/60 Hz	400		400		400	
$S_{1\,max}$	kVA	7,0	10,2	15,3	20,5	17,9	24,0
I_2 @ 100%	A	10		16		20	
P.FACTOR / cos φ		0,98 0,99	0,97 0,99	0,97 0,99	0,97 0,99	0,95 0,99	0,95 0,99
η_{MAX}		0,74	0,75	0,70	0,72	0,88	0,88
O.C.V. U_{20}	V	95		65		70	
MAX ↕ MIN I_2	A	5 - 250		5 - 400		10 - 500	
DUTY CYCLE I_2 %	A 100% A 60% A 35%	170 200 250	160 200 250	250 320 400	250 320 400	310 400 500	310 400 500
IP..		23 S		23 S		23 S	
	mm mm mm	560 220 425		670 290 525		715 290 525	
kg	Kg	28		49		53	



HR 26

AC DC | HF

TIG (WIG)

MMA

		AC/DC 260			
		MMA AC	MMA DC	TIG AC	TIG DC
1~	V 50/60 Hz	230/400			
$S_{1\,max}$	kVA	31,9			
I_2 @ 100%	A	63/40			
P.FACTOR cos φ		0,41			
η_{MAX}		0,65			
O.C.V. U_{20}	V	78	76	78	76
MAX I_2 MIN	A	20 - 250	15 - 200	25 - 260	20 - 220
DUTY CYCLE I_2 %	A 100% A 60% A 35%	150 190 250	120 150 200	115 150 195	130 170 220
IP..		23 S			
	mm mm mm	970 405 760			
kg	Kg	119			

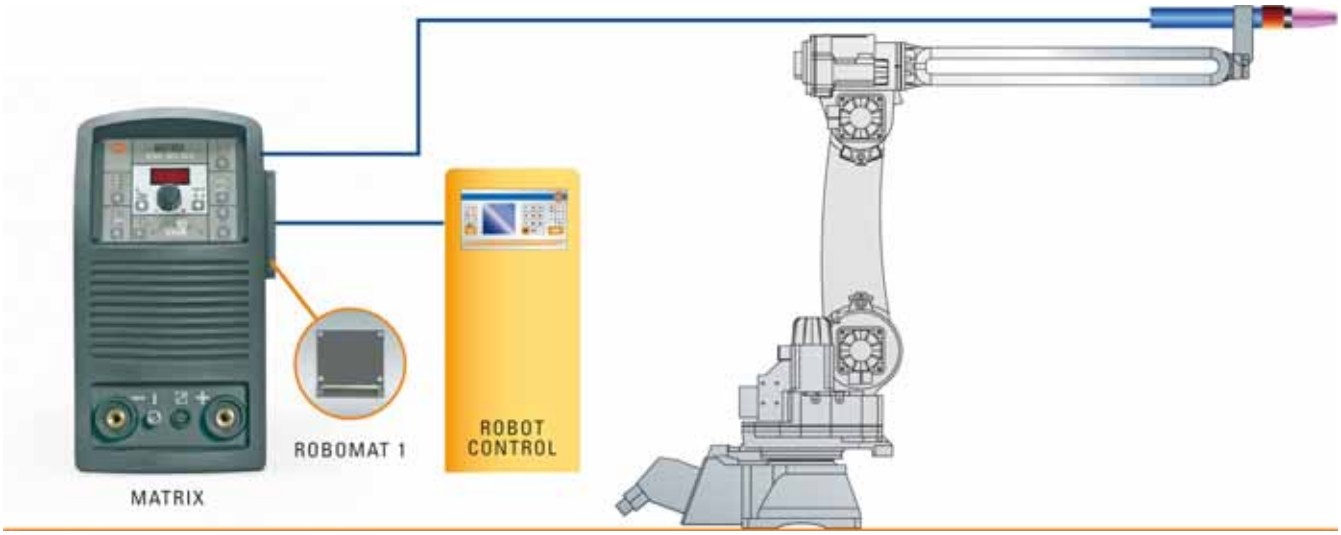

INTERFACE		TECHNICAL SPECIFICATIONS
	ROBOMAT 1	Analog I/O: 4 (IN) + 4 (OUT) Digital I/O: 8 (IN) + 8 (OUT) Serial Bus: RS 232 - RS 422

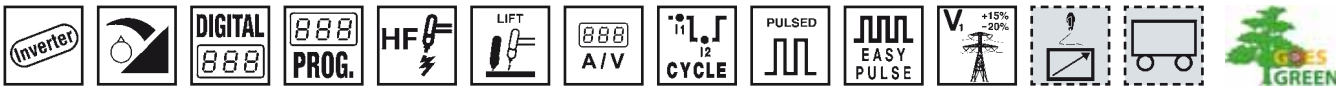

		MATRIX 250 HF - R	MATRIX 400 HF - R	MATRIX 250 AC/DC - R	MATRIX 400 AC/DC - R	MATRIX 500 AC/DC - R
3~	V 50/60 Hz	400	400	400	400	400
S1 max	kVA	6,8	15,0	7,0	15,3	17,9
I2 @ 100%	A	10	16	10	16	20
P.FACTOR cos φ		0,98 0,99	0,97 0,99	0,98 0,99	0,97 0,99	0,95 0,99
η MAX		0,75	0,71	0,74	0,70	0,88
O.C.V. U20	V	95	65	95	65	70
MAX I2 MIN	A	5 - 250	5 - 400	5 - 250	5 - 400	10 - 500
DUTY CYCLE I2 %	A 100% A 60% A 35%	170 200 250	250 320 400	170 200 250	250 320 400	310 400 500
IP..		23 S	23 S	23 S	23 S	23 S
	mm mm mm	500 220 425	560 220 425	560 220 425	670 290 525	715 290 525
kg	Kg	22	32	28	49	53
DC + -		•	•	---	---	---
AC DC		---	---	•	•	•

PLASMA CUT 26i COMPRESSOR

PLASMA CUT 40i

		PLASMA CUT 26i COMPRESSOR	PLASMA CUT 40i
1~	V 50/60 Hz	230	230
S1 max	kVA	5,6	5,4
I2 @ 100%	A	16	16
P.FACTOR / cos φ		0,57 0,99	0,99 0,99
η MAX		0,78	0,83
MAX I2 MIN	A	10 - 25	20 - 40
DUTY CYCLE I2 %	A 100% A 60% A X%	15 20 25 (35%)	20 30 40 (40%)
mm	mm mm	6 8	10 15
IP..		23 S	23 S
	mm mm mm	540 220 425	490 185 390
kg	Kg	18,5	16

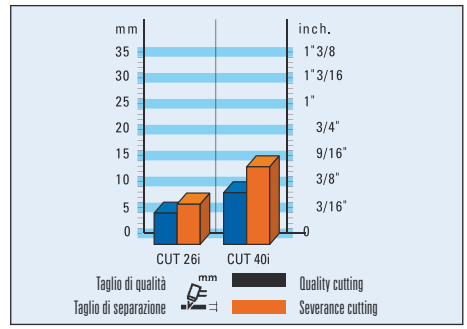

PLASMA CUT 61i

PLASMA CUT 100i

PLASMA CUT 150i

Inverter | V 1±X% | PILOT ARC | GOES GREEN

	PLASMA CUT 61i	PLASMA CUT 100i		PLASMA CUT 150i
3~ V 50/60 Hz	400	230	400	400
S1 max kVA	7,5	10,2	14,1	29,0
I2 @ 100% A	10	25	16	32
P.FACTOR / cos φ	0,94 0,99	0,95 0,99	0,95 0,99	0,95 0,99
η MAX	0,89	0,90	0,91	0,82
MAX I2 MIN A	20 - 60	20 - 80	20 - 100	20 - 150
DUTY CYCLE I2 % A 100% A 60% A X%	40 50 60 (40%)	50 60 80 (30%)	70 85 100 (40%)	100 120 150 (40%)
mm mm mm	15 20	20 25	25 30	40 50
IP..	23 S	23 S		23 S
mm mm mm	540 220 425	600 220 425		670 290 520
kg Kg	23	32		48

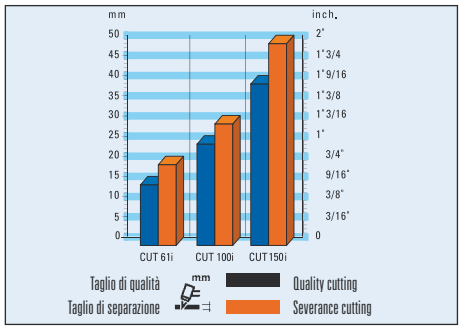

PILOT ARC

PLASMA

	PLASMA PLUS 56	PLASMA PLUS 91	PLASMA PLUS 150 E
3~ V 50/60 Hz	230/400	230/400	230/400
S1 max kVA	13,8	23,9	38,8
I2 @ 100% A	25/16	40/25	63/40
P.FACTOR cos φ	0,67	0,65	0,82
η MAX	0,55	0,61	0,71
N°	2	2	---
MAX MIN I2 A	30 - 55	50 - 90	25 - 75 25 - 150
DUTY CYCLE I2 % A 100% A 60% A 35%	30 --- 55	50 --- 90	90 115 150
mm	12 18	20 25	40 50
IP..	23 S	23 S	23 S
mm mm mm	625 350 790	625 350 790	940 450 850
kg Kg	68	95	163
	---	---	•
	•	•	---
V1±X%	---	---	•

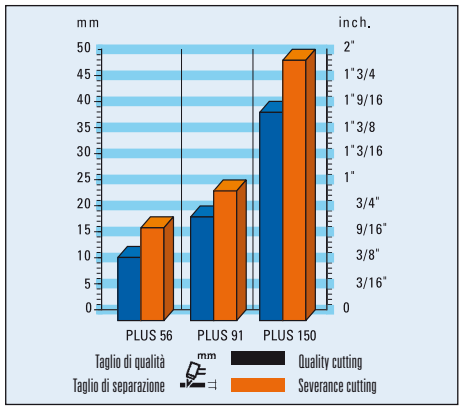



PLASMA PLUS 150

	LVD 2006/95/EC	EMC 2004/108/EC	EN 60974-1	EN 60974-3	EN 60974-5	EN 60974-7	EN 60974-10	EMC (CISPR 11) : Class A	S
PROJECT 1300	•	•	•				•	•	•
PROJECT 1600	•	•	•				•	•	•
PROJECT 1650	•	•	•				•	•	•
RAINBOW 1150	•	•	•				•	•	•
RAINBOW 150	•	•	•				•	•	•
RAINBOW 153 CELL	•	•	•				•	•	•
RAINBOW 180	•	•	•				•	•	•
RAINBOW 183 CELL VRD	•	•	•				•	•	•
MATRIX 2200 E	•	•	•				•	•	•
MATRIX 2700 E	•	•	•				•	•	•
MATRIX 2700 E SV	•	•	•				•	•	•
MATRIX 420 E	•	•	•				•	•	•
ARCTRONIC 426	•	•	•				•	•	•
ARCTRONIC 626	•	•	•				•	•	•
ARC 253	•	•	•				•	•	•
ARC 303	•	•	•				•	•	•
ARC 403	•	•	•				•	•	
ARC 503	•	•	•				•	•	
TRIARC 306/L	•	•	•				•	•	•
TRIARC 406/L	•	•	•				•	•	
TRIARC 506/L	•	•	•				•	•	
MEGA 161/A	•	•					•	•	
TURBO 270	•	•	•				•	•	
TM 250 AC/DC	•	•	•				•	•	
TM 401	•	•	•				•	•	
SMARTMIG M20	•	•	•		•		•	•	•
SMARTMIG T21	•	•	•		•		•	•	•
SMARTMIG T25	•	•	•		•		•	•	•
COMPACT 240 M	•	•	•		•		•	•	•
COMPACT 270	•	•	•		•		•	•	•
COMPACT 310	•	•	•		•		•	•	•
COMPACT 364	•	•	•		•		•	•	•
COMPACT 410	•	•	•		•		•	•	•
COMPACT 3100 SYN	•	•	•		•		•	•	•
COMPACT 3600 SYN	•	•	•		•		•	•	•
COMPACT 4100 SYN	•	•	•		•		•	•	•
MAXI 255 M	•	•	•				•	•	•
MAXI 315	•	•	•				•	•	•
MAXI 405	•	•	•				•	•	•
MAXI 505	•	•	•				•	•	•
MAXI 4005	•	•	•				•	•	•
MAXI 5005	•	•	•				•	•	•
ECHO 4000 CV	•	•	•				•	•	•
ECHO 5000 CV	•	•	•				•	•	•
ECHO 6000 CV	•	•	•				•	•	•
ECHO 7000 CC/CV	•	•	•				•	•	•
TREO 1650 Synergic	•	•	•		•		•	•	•

	LVD 2006/95/EC	EMC 2004/108/EC	EN 60974-1	EN 60974-3	EN 60974-5	EN 60974-7	EN 60974-10	EMC (CISPR 11) : Class A	S
CONVEX 250 BASIC	•	•	•		•		•	•	•
CONVEX 320 BASIC	•	•	•		•		•	•	•
CONVEX 400 BASIC	•	•	•				•	•	•
CONVEX 500 BASIC	•	•	•				•	•	•
CONVEX 3200 VISION	•	•	•		•		•	•	•
CONVEX 4000 VISION	•	•	•				•	•	•
CONVEX 5000 VISION	•	•	•				•	•	•
DIGISTAR 250	•	•	•		•		•	•	•
DIGITECH 300 COMPACT	•	•	•		•		•	•	•
DIGITECH 320	•	•	•				•	•	•
DIGITECH 400	•	•	•				•	•	•
DIGITECH 500	•	•	•				•	•	•
DIGITECH 400 R	•	•	•				•	•	•
DIGITECH 500 R	•	•	•				•	•	•
TR 1	•	•			•		•	•	
TR 2	•	•			•		•	•	
TR 4	•	•			•		•	•	
WF 2	•	•			•		•	•	
WF 4	•	•			•		•	•	
ES 5	•	•			•		•	•	
DF 4	•	•			•		•	•	
DTR 4 AV	•	•			•		•	•	
MINI 4	•	•			•		•	•	
HS 4	•	•			•		•	•	
HT 4	•	•			•		•	•	
TA 4	•	•			•		•	•	
RB 6	•	•			•		•	•	
RAINBOW 170 HF	•	•	•	•			•	•	•
RAINBOW 200 HF	•	•	•	•			•	•	•
MATRIX 2200 HF	•	•	•	•			•	•	•
MATRIX 250 HF	•	•	•	•			•	•	•
MATRIX 400 HF	•	•	•	•			•	•	•
MATRIX 2200 AC/DC	•	•	•	•			•	•	•
MATRIX 250 AC/DC	•	•	•	•			•	•	•
MATRIX 400 AC/DC	•	•	•	•			•	•	•
MATRIX 500 AC/DC	•	•	•	•			•	•	•
AC / DC 260	•	•	•	•			•	•	•
MATRIX 250 HF R	•	•	•	•			•	•	•
MATRIX 400 HF R	•	•	•	•			•	•	•
MATRIX 250 AC/DC R	•	•	•	•			•	•	•
MATRIX 400 AC/DC R	•	•	•	•			•	•	•
MATRIX 500 AC/DC R	•	•	•	•			•	•	•
PLASMA CUT 26i Comp.	•	•	•			•	•	•	•
PLASMA CUT 40i	•	•	•			•	•	•	•
PLASMA CUT 61i	•	•	•	•		•	•	•	•
PLASMA CUT 100i	•	•	•	•		•	•	•	•
PLASMA CUT 150i	•	•	•	•		•	•	•	•
PLASMA PLUS 56	•	•	•			•	•	•	•
PLASMA PLUS 91	•	•	•	•		•	•	•	•
PLASMA PLUS 150 E	•	•	•	•		•	•	•	•

DC
+ -
Inverter
DIGITAL
888
888
PROG.
AC
~

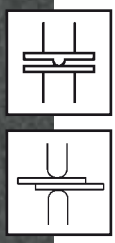


Z1
Y
Z2
X

DIGITAL 888 AIR

		DUAL 30
1~	V 50/60 Hz	400
Sn 50%	kVA	30
S max	kVA	96
P1	kVA	20
	A	63
o.c.v. U20	V	6
I2 CC	kA	20
I2 max	kA	16
mm	mm	60
da N	da N	2 x 180
	l/min	4
	mm mm mm	380 162 630
kg	Kg	68

X- GUN

C- GUN

		X-GUN 18	X-GUN 28	C-GUN 28
1~	V 50/60 Hz	400	400	400
Sn 50%	kVA	18	28	28
S max	kVA	58	88	98
P1	kVA	15	25	25
	A	32	40	40
o.c.v. U20	V	4,8	5,8	5,8
I2 cc	kA	15	19	21
I2 max	kA	12	15,2	16,8
	mm	50	50	50 + 20
da N	da N	230	230	300
	l/min	4	4	4
	mm mm mm	650 250 425	650 250 425	800 250 425
kg	Kg	47	53	58

X - GUN

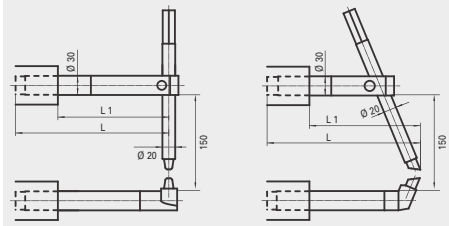

L	= mm	200	300	400	500	600
L 1	= mm	135	235	335	435	535

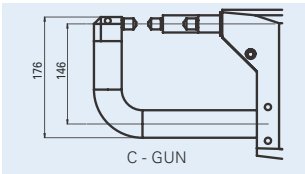

C - GUN

DIGITAL 888 AIR

		ZT 18 ZP 18	ZT 28 ZP 28	NKLT 22 NKLP 22	NKLT 28 NKLP 28	NKLT 48 NKLP 48
1~	V 50/60 Hz	400	400	400	400	400
Sn 50%	kVA	15	25	20	25	45
S max	kVA	23	41,6	36,5	54,7	75
P1	kVA	11	14	12	14	24
	A	32	40	25	36	63
o.c.v. U20	V	2,6	3,5	3,5	4,2	5,2
I2 cc	kA	10,2	13,8	11,6	14	17,8
I2 max	kA	8,2	11	9,3	11,2	14,2
da N	da N	220	220	180	220	260
	l/min	3,8	3,8	3,8	3,8	3,8
	mm mm mm	760 330 1200	760 330 1200	980 330 1200	980 390 1250	1020 390 1250
kg	Kg	104	118	120	167	194
		•	•	---	---	---
		---	---	•	•	•

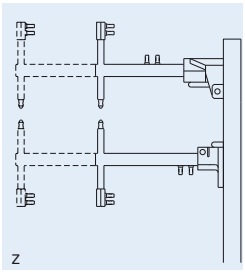

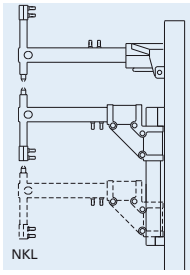

Z, NKLT-P 22

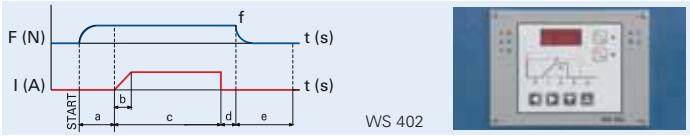

WS 402

PPN 28 - 53

PPN 83 - 103 - 153 - 253

	PPN 28	PPN 53	PPN 83	PPN 103	PPN 153	PPN 253
1~ V 50/60 Hz	400	400	400	400	400	400
Sn 50% kVA	25	50	80	100	150	250
S max kVA	69	113	212	293	460	610
P1 kVA	20	38	65	78	120	195
A	63	100	150	200	300	500
o.c.v. U20 V	4,5	5,9	8,3	9,4	11,5	12,5
I2 cc kA	19	24	32	39	50	61
I2 max kA	15,2	19	25	31,2	40	49
mm mm	60	65	100	100	100	100
da N da N	230	470	736	900	1200	1884
l/min	6	7	8	8	8	8
mm mm mm	1005 410 1425	1070 430 1520	1115 400 1650	1115 400 1650	1170 400 1800	1210 460 1800
kg Kg	200	335	560	580	610	900

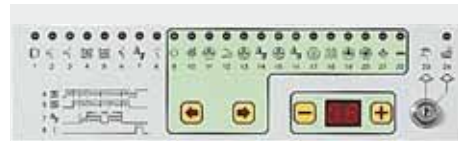

DIGIT 8

WS 708

BSW 25

BSW 50

BSW 100

DIGITAL 888 AIR

	BSW 25	BSW 50	BSW 100
1~ V 50/60 Hz	400	400	400
Sn 50% kVA	25	50	100
S max kVA	52	128	331
P1 kVA	14	38	78
A	40	100	200
o.c.v. U20 V	3,7	5,5	9,4
I2 cc kA	18	29	45
I2 max kA	14,4	23,2	36
mm	50	75	100
da N	187	470	900
l/min	4	7	7
mm mm mm	800 300 590	900 300 770	1080 325 1015
kg Kg	96	210	380

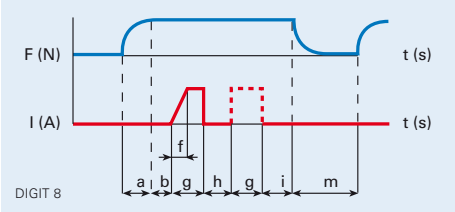

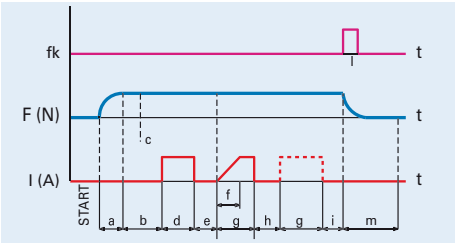

MPS 300R1 - WS 708

PPN 3F CC 160 - 260 - 360 - 460

DC + - | DIGITAL 888 | AIR

		PPN 100 3F CC	PPN 160 3F CC	PPN 260 3F CC	PPN 360 3F CC	PPN 460 3F CC
3~	V 50/60 Hz	400	400	400	400	400
Sn 50%	kVA	100	160	250	350	450
S max	kVA	448	572	702	1080	1760
	A	125	200	250	300	400
o.c.v. U20	V	6,3	6,8	8	8,8	10
I2 CC	kA	60	72	90	106	140
I2 max	kA	48	58	72	85	112
mm	mm	100	100	100	100	100
da N	da N	900	1200	1880	2400	3600
	l/min	20	20	20	20	25
	mm mm mm	1480 430 1800	1540 480 1890	1540 480 1890	1610 530 2170	1610 530 2300
kg	Kg	1100	1210	1300	1410	1800

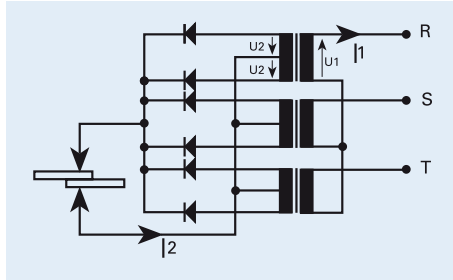

PPN 100 3F CC

BSW - MF

MF

DC + - | Inverter | DIGITAL 888 | AIR

		BSW 70 MF	BSW 90 MF	MF 70	MF 90	MF 140	MF 180
3~	V 50/60 Hz	400	400	400	400	400	400
Sn 20%	kVA	80	90	80	90	140	180
S max	kVA	110	150	110	150	220	300
P1	kVA	20	25	20	25	40	50
	A	50	63	50	63	100	160
o.c.v. U20	V	6,3	8,3	6,3	8,3	9	11,8
I2 max	kA	20	27	20	27	35	50
mm	mm	50	75	60	65	100	100
da N	da N	187	470	230	470	900	1200
	l/min	15	15	15	15	15	15
	mm mm mm	800 300 590	900 300 770	1005 410 1425	1070 430 1520	1115 400 1650	1210 460 1800
kg	Kg	96	210	200	335	530	850

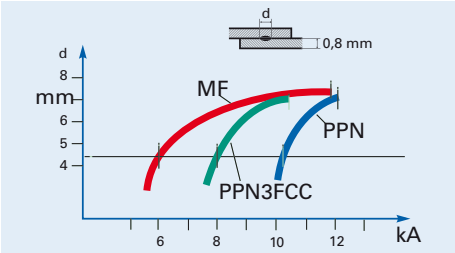

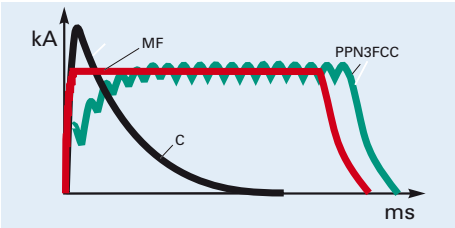

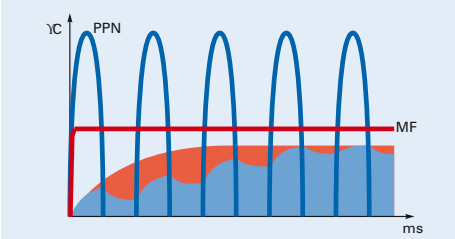

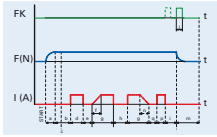



RT 150 2T

RT 80

DIGITAL 888 | AIR | DC + - | Inverter

		RT 80	RT 81	RL 81	RTL 81	RT 100	RT 150 2T
1~	V 50/60 Hz	400	400	400	400	400	400
Sn 50%	kVA	60	80	80	80	100	150
P1	kVA	60	80	80	80	100	150
	A	150	200	200	200	250	400
o.c.v. U20	V	5,1	6,7	6,7	6,7	7,9	9,5
	mm	450	800	800	800	700	700
mm	mm	80	80	80	80	100	100
da N	da N	470	470	470	470	900	1200
	l/min	6	6	6	6	7	7
mm + mm	Fe mm	1,2 + 1,2	1,2 + 1,2	1,2 + 1,2	1,2 + 1,2	1,5 + 1,5	2 + 2
	CrNi mm	1,5 + 1,5	1,5 + 1,5	1,5 + 1,5	1,5 + 1,5	2 + 2	3 + 3
	mm mm mm	1150 800 2020	1450 800 2100	1450 800 2100	1450 800 2100	1450 800 2100	1450 800 2100
kg	Kg	800	900	900	1050	1470	1540

RT

RL

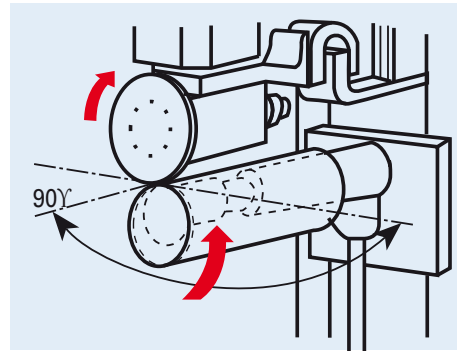

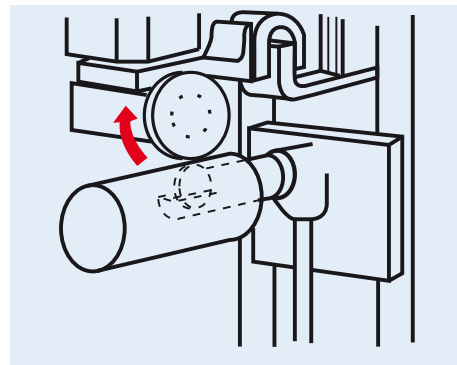

TR 9

N 12

SQ 121

		N 3	TR 9	N 12	SQ 121
1~	V 50/60 Hz	400	400	400	400
Sn 50%	kVA	0,8	3	4	20
S max	kVA	2	9,6	18	93
P1	kVA	1	3	4	15
	A	10	10	10	40
o.c.v. U20	V	2	2,6	2,4	4,2
I2 max	kA	1,2	4,4	10	28
daN	da N	10	80	200	1000
daN	da N	1,3	20	80	300
	mm mm mm	518 515 1145	565 565 1100	770 660 1120	800 600 1550
kg	Kg	52	80	80	280
		•	•	•	---
		---	---	---	•
		•	•	•	Optional

mm + mm			N 3		TR 9		N 12		SQ 121	
			min	max	min	max	min	max	min	max
Fe	●	ø mm	0,5	2,5	0,8	8	2	14	3	18
	■	mm²		4,9		50		150		250
CrNi	●	ø mm	0,5	1,2	0,8	6	2	9	3	16
	■	mm²		1,1		28		65		200
Al	●	ø mm	0,8	2	2	5	2	8	4	12
	■	mm²		3,1		20		50		110
Cu	●	ø mm	0,5	1,8	1,5	3,5	2	6	4	8
	■	mm²		2,5		10		28		50
CuZn	●	ø mm	0,5	1,8	1,5	3,5	2	6	4	14
	■	mm²		2,5		10		28		150

N 3

N 3

TR 9

SRT 11

SQ/A 121
SQ/AS 121

SQ/A 62
SQ/AS 62

		SRT 11	SQ/A121	SQ/A 62	SQ/AS 121	SQ/AS 62
1~	V 50/60 Hz	400	400	400	400	400
Sn 50%	kVA	4	25	60	25	60
S max	kVA	18	122	160	122	160
P1	kVA	4	15	45	15	45
	A	10	40	100	40	100
o.c.v. U20	V	2,2	5,1	6	5,1	6
I2 cc	kA	10	30	35	30	35
daN	da N	150	900	3000	1350	1400
daN	da N	58	350	1800	450	900
mm + mm	Fe mm²	50	200	700	250	350
mm + mm	Fe min max	1,5 8	3 16	6 30	5 16	8 18
	mm mm mm	620 600 1100	830 640 1460	620 1450 2000	830 920 1600	620 1450 1800
kg	Kg	84	280	970	300	930
		---	---	---	•	•



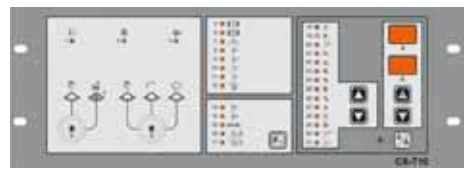

CS-T 10



Special version: SQ/I 121

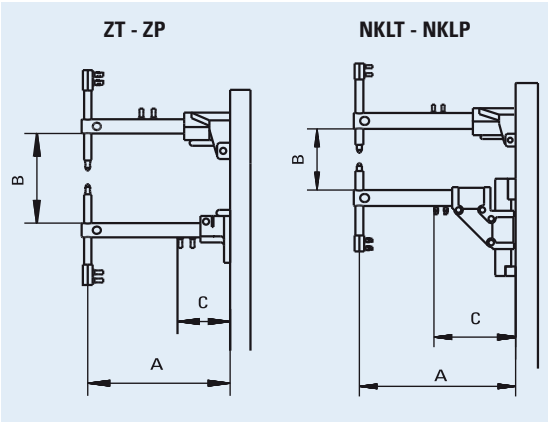

			ZT - ZP		NKLT - NKLP		
			18	28	22	28	48
A	Min.	mm	250	250	---	---	---
	Max.		600	600	455	455	490
A (Optional)		mm	---	---	600	600	700
		mm	---	---	800	800	1000
B	Min.	mm	215	215	173	168	163
	Max.	mm	---	---	410	443	438
C		mm	135	135	255	255	285
		ø mm	40	40	40	45	50
		ø mm	21	21	21	21	25
		ø mm	16	16	16	16	16
			10%	10%	10%	10%	10%

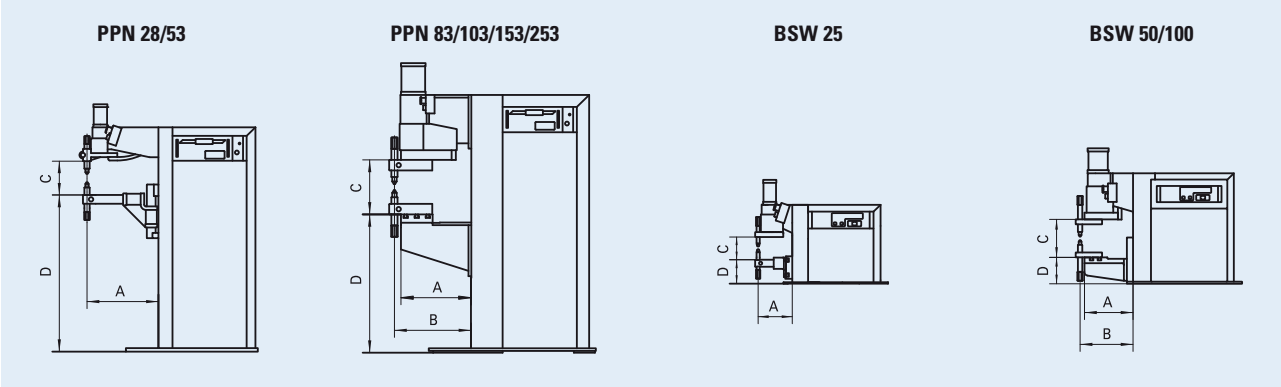

			PPN						BSW		
			28	53	83	103	153	253	25	50	100
A		mm	395	435	400	400	400	445	200	280	335
A (Optional)		mm	650	650	650	650	650	650	---	---	---
		mm	---	750	---	---	---	---	---	---	---
B		mm	---	---	445	445	445	490	---	305	370
C	Min.	mm	140	180	145	145	145	200	---	100	140
	Max.	mm	400	510	300	300	300	330	135	225	290
D	Min.	mm	690	615	800	800	800	865	---	140	175
	Max.	mm	950	945	955	955	955	995	135	265	325
		E mm	---	---	150	180	180	200	---	90	150
		F mm	---	---	150	180	180	200	---	130	150
		G mm	---	---	63	63	63	63	---	45	63

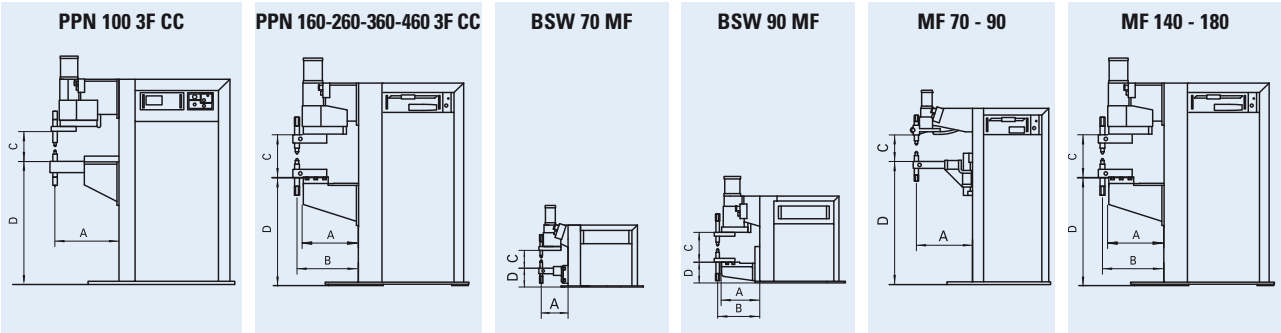

			PPN 3F CC					BSW		MF			
			100	160	260	360	460	70 MF	90 MF	70	90	140	180
A		mm	500	445	445	445	445	200	280	395	435	400	445
A (Optional)		mm	700	650	650	650	650	---	---	650	650	650	650
		mm	---	---	---	---	---	---	---	---	750	---	---
B		mm	---	490	490	490	490	---	305	---	---	445	490
C	Min.	mm	235	200	200	200	250	---	100	140	180	145	200
	Max.	mm	390	330	330	350	400	135	225	400	510	300	330
D	Min.	mm	900	852	852	900	942	---	140	690	615	800	865
	Max.	mm	1055	982	982	1050	1092	135	265	950	945	955	995
		E mm	---	200	200	250	250	---	90	---	---	180	200
		F mm	---	200	200	250	250	---	130	---	---	180	200
		G mm	---	63	63	63	63	---	45	---	---	63	63

MMA

Saldatura con elettrodo rivestito
Arc welding with stick electrode
Soldadura por arco con electrodo
Lichtbogenschweißen mit Elektroden
Soudage arc électrodes enrobées
Soldadura por electrodo revestido
Booglassen met beklede elektrode
bågsvets med svetselektrod
Sveising med belagt stikkelektrode
Puikkohitsaus
Spawanie lukowe elektroda otulona
Svařování obalovanou elektrodou
Elektrod kaynağı
Дуговая сварка штучным электродом

TIG (WIG)

Saldatura TIG
TIG welding
Soldadura TIG
WIG-Schweißen
Soudage TIG
Soldadura TIG
TIG lassen
TIG svets
TIG sveising
Tig- hitsaus
Spawanie metoda tig
Svařování metodou TIG
Tig kaynağı
TIG - сварка вольфрамовым электродом

MIG/MAG

Saldatura MIG-MAG
MIG-MAG welding
Soldadura MIG-MAG
MIG-MAG-Schweißen
Soudage MIG/MAG
Soldadura MIG-MAG
MIG-MAG lassen
MIG-MAG svets
MIG-MAG sveising
Mig-mag hitsaus
Spawanie metoda mig-mag
Svařování metodou MIG / MAG
MIG-MAG Gazaltı kaynağı
MIG, MAG, сварка в инертном/активном газе

PULSED

Saldatura MIG ad arco pulsato
MIG Pulsed Arc Welding
Soldadura MIG arco pulsado
MIG-Impulslichtbogenschweißen+D28
Soudage MIG Pulsé
Soldadura por MIG pulsado
MIG Pulsboog lassen
MIG pulserande bågsvets
MIG sveising med Puls
Pulsšitettu mig- hitsaus
Spawanie pradem pulsujacym metoda mig
Pulzní MIG/MAG svařování
Pals(darbe)kaynağı
MIG - Импульсная электродуговая сварка

PLASMA

Taglio al plasma
Plasma Cutting
Corte por plasma
Plasmaschneiden
Coupage Plasma
Corte por plasma
Plasma snijden
plasma skärare
Plasma Kutting
Plasmaleikkaus
Ciecie plazmowe
Plasmové řezání
Plazma kesme
Плазменная резка

Saldatura a punti
Spot Welding
Soldadura por puntos
Punktschweißen
Soudage par points
Soldadura por pontos
Punt lassen
Punktsvets
Punkt Sveis
Pistehitsaus
Zgrzewanie punktowe
Odporové bodové svařování
Punta kaynağı
Точечная сварка

Saldatura a proiezione
Projection Welding
Soldadura por proyecciones
Buckelschweißen
Soudage par bossages
Soldadura por projecção
Projectie lassen
Pressvets
Pressveising
Pulttihitsaus
Zgrzewanie garbowe
Odporové výstupkové svařování
Projeksiyon kaynağı
Рельефная сварка

Saldatura a rulli
Seam Welding
Soldadura por roldanas
Rollennahtschweißen
Soudage continu
Soldadura por roletes
Rolnaad lassen
söm/kant svets
Søm Sveis
Rullahitsaus
Zgrzewanie liniowe
Odporové švové svařování
Dikiş kaynağı
Шовная сварка

Saldatura di testa
Butt Welding
Soldadura a tope
Stumpfschweißen
Soudage en bout
Soldadura topo a topo
Stomp lassen
Stuksvets
Stuk sveis
Tyssähitsaus
Zgrzewanie doczolowe
Odporové svařování natupo
Alın dikiş kaynağı
Стыковая сварка сопротивлением

Saldatura di testa a scintillio
Flash Butt Welding
Soldadura a tope por chisporroteo
Abbrenstumpfschweißen
Soudage par étincelage
Soldadura topo a topo faíscante
Vlamboog stomp lassen
Brännsvets
Brenn Sveis
Leimuhitsaus
Zgrzewanie iskrowe doczolowe
Odporové svařování natupo odtavením
Yakma alın kaynağı
Стыковая сварка оплавлением

Inverter

Tecnologia "INVERTER"
Inverter Technology
Tecnología inverter
Inverter Technologie
Technologie onduleur
Tecnologia "INVERTER"
Inverter Technologie
Inverter teknologi
Inverter teknikk
Invertteri tekniikka
Technologia inwertorowa
Invertorová technologie
Inverter teknolojisi
Синергетическая настройка параметров сварки

AC ~

Erogazione in corrente alternata
Alternative Current Output
Salida de corriente alterna
Wechselschweißstrom
Sortie courant alternatif
Saída em corrente alternada
Wisselstroom Lassen
Växelström (AC) uteffekt
Vekselstrøms utgang (AC)
Vaihtovirran ulostulo
Wyjsciowy prad zmienny
Střídavý svařovací proud
Alternatif akım çıkışı
Переменный ток на выходе

DC + -

Erogazione in corrente continua
Direct Current Output
Salida de corriente continua
Gleichschweißstrom
Sortie courant continu
Saída em corrente continua
Gelijkstroom Lassen
Likström (DC) uteffekt
Likestrøms utgang (DC)
Tasavirran ulostulo
Wyjsciowy prad staly
Stejnosměrný svařovací proud
Doğru akım çıkışı
Постоянный ток на выходе

AC DC

Erogazione in corrente continua ed alternata
Alternative and Direct Current Output
Salida de corriente alterna y continua
Wechsel- und Gleichschweißstrom
Sorties courants alternatif et continu
Saída em corrente alternada e continua
Gelijk en wisselstroom lassen
Växelström och Likström uteffekt
Vekselstrøms og Likestrøms utgang (AC/DC)
Vaihto/tasavirran ulostulo
Wyjsciowy prad zmienny i staly
Střídavý a stejnosměrný svařovací proud
Alternatif ve doğru akım çıkışı
Постоянный/переменный ток на выходе

Regolazione a shunt
Shunt Adjustment
Ajuste shunt
Shunt Einstellung
Réglage par shunt
Regulação por "Shunt"
Shunt Instelbaar
shuntregleringen
Lekkjerne regulering
Hajavuosydänsäätö
Regulacja bocznikowa
Shunt nastavení
Şönt ayarı
Регулировка тока шунтирования

Regolazione con commutatore
Step Adjustement
Ajuste por conmutador
Einstellung mit Schaltstufen
Réglage par commutateur
Regulação passo-a-passo
Stappen geschakeld Instelbaar
stegvis reglering
Trinnregulering
Porrastettu säätö
Regulacja skokowa
Nastavení výkonovými stupni
Kademe ayarlı
Ступенчатая регулировка

Regolazione elettronica
Electronic Adjustment
Ajuste electrónico
Elektronische Einstellung
Réglage électronique
Regulação electronica
Electronisch instelbaar
elektronisk reglering
Elektronisk regulering (analog)
Portaaton säätö
Regulacja elektroniczna
Elektronické nastavení
Elektronik ayarlı
Электронная регулировка

DIGITAL 888

Controllo digitale
Digital Control
Control digital
Digitale Steuerung
Contrôle digital
Controle Digital
Digitale Besturing
digital kontrollenhet
Digital styring
Digitaalinen näyttö
Sterowanie cyfrowe
Digitální regulace
Digital kontrol
Цифровое управление

SYN

Regolazione sinergica
Synergic Adjustment
Ajuste sinérgico - autoregulación
Ein-Knopfregelung
Réglage synergique
Regulação sinérgica
Synergic Instelbaar
synergic justering
Synergi justering
Synerginen säätö
Regulacja synergiczna
Synergická regulace
Sinerjik ayarlı
Постоянный ток/напряжение

888 PROG.

Programmabile
Programmable
Programable
Programmierbar
Programmable
Programável
Programmeerbaar
programerbar
Programmerbar
Ohjelmoitava
Programowalny
Programovatelné
Programlanabilir
Программируемый

888 A/V

Strumenti di misura
Measurement instruments
Instrumentos de medida
Meßinstrument
Instruments de mesure
Instrumentos de medida
Meet instrumenten
mätinstrument
Måleinstrument
Mittaus istrumentit v/a
Miernik
Měřicí zařízení
Volt/Amper göstergesi
Измерительные инструменты

888 A

Compensazione della tensione di rete +/-X%
+/- X% Mains Voltage compensation
Compensación de red +/- X%
Netzspannungsstabilisierung +/-X%
Compensation réseau +/- X%
Compensação da Tensão de alimentação +/-X%
+/-X% Hoofd Voltage compensatie
+/- X% Nätspännings kompensation
+/- X% Nettspenningskompensasjon
Jännitteen vaihtelun sieto
+/- X% kompensacji napiecia
Stabilizace vstupního napětí +/-%
Ana voltaj denkleştirme +/- X%
омпенсация скачков напряжения сети +/-X%

V1±X%

Innesco con alta frequenza
HF Arc Striking
Cebado de arco HF
Zundüng mit Hochfrequenz
Amorçage HF
Escorvamento do arco eléctrico por H. F.
HF Ontsteking
HF bågtändning
HF tenning
Hf- sytytys
Zajarzanie luku wysokoczestotliwosciowe
Vysokofrekvenční zapalování HF
Yüksek frekans ark atlaması
Высокочастотное зажигание дуги

HF

Innesco con "lift arc"
"Lift Mode" Arc Striking
Cebado de arco "Modo lift"
Zundüng mit Lift Arc
Amorçage par contact
Escorvamento do arco eléctrico por "LIFT"
"Lift Arc Ontsteking
"lyft funktion" bågtändning
Løftetenning
Lift mode- sytytys
Zajarzanie luku kontaktowe
Dotykové zapalování typu LiftArc
'Lift Arc' Tig ark ateşlemesi
Бесконтактное зажигание дуги

LIFT

Innesco a striscio
Scratch Arc Striking
Cebado de arco por rascado
Zundüng mit Scratch Arc
Amorçage par grattage
Escorvamento do arco eléctrico por raspagem
Aanstrijk Ontsteking
skrapbågtändning
Skraptenning
Raapaisu sytytys
Zajarzanie luku przez òpotarcieó
Dotykové zapalování náškrabem
Temas ile ark
Онтактное зажигание дуги

Funzione "Cycle"
"Cycle" Function
Función "ciclo"
Doppelstrom Funktione
Fonction cycle
Função "Cycle"
"Cycle" Funktie
"Cycle" funktion
Valg av 2 strømnivåer over pistolbryter
Cycle- toiminto
Funkcja cykliczna
Funkce "Cycle"
Cycle(saykıl)fonksiyonu
Переключатель силы тока на горелк

I1 I2 CYCLE

Onda quadra
Square Wave
Onda cuadrada
Vierkantwelle
Ondes carrées
Onda quadrada
Square Wave
kvadrat våg
Firkantpuls
Kanttiaalto
Przebieg prostokatny
Obdélníkový průběh proudu
Kare dalga
Прямоугольный импульс

Regolazione del bilanciamento dell'onda quadra
Square Wave Balance Adjustment
Ajuste del balance de onda cuadrada
Ausgleichung
Réglage balance ondes carrées
Regulação do balanço da onda quadrada
Square Wave Balans afstelling
kvadrat vågs balansjustering
Firkantpuls med balansekontroll
Kanttiaallon suhteen säätö
Regulacja balansu w przebiegu prostokatnym
Nastavení balance obdélníkové křivky
Kare dalga balans ayarı
Регулировка баланса прямоугольного импульса

Regolazione della frequenza dell'onda quadra
Square Wave Frequency Adjustment
Ajuste frecuencia onda cuadrada
Einstellbare Rechteckfrequenz
Réglage fréquence ondes carrées
Regulação da frequência da onda quadrada
Square Wave Frequentie Instelling
kvadrat vågfrekvens justering
Regulering av firkantpulsfrekvens
Kanttiaallon taajuuden säätö
Regulacja czestotliwosci przebiegu prostokatnego
Nastavení frekvence obdélníkové křivky
Kare dalga frekans ayarı
Регулировка частоты прямоугольных импульсов

MIN Hz MAX

Pulsazione
Pulsation
Pulsación
Pulsation
Pulsations
Pulsação
Pulserend
pulsering
Pulsering
Pulssitus
Pulsacja
Puls proudu
Pals(darbe)
Пульсация

EASY PULSE

Easy Pulse
Easy Pulse
Pulsado automático
Easy Pulse
Arc pulsé facile
Easy Pulse
Easy Puls
Grovskärningskapacitet
Enkel puls
Helppo pulssi- toiminto
Prosty puls
Easy Puls – automatický
Kolay pals(darbe)
Легкая настройка импульсного режима

Temporizzatore puntatura
Spot Welding Timer
Tiempo de soldadura
Punktschweißen-Zeitgeber
Temporisation soudage point
Temporização na soldadura por pontos
Punt-las timer
punktsvets tid
Punktsveise timer
Pistehitsaus ajastin
Zegar czasowy spawania punktowego
Časovač bodování
Punta kaynak zaman ayarlayıcı
Светодиодная индикация времени сварки

Predisposizione per comando a distanza
Remote control facility
Control remoto
Fernregler möglichkeit
Commande à distance
Pré disposição para comando à distancia
Mogelijkheid voor afstandsbediening
Fjärrkontroll
Utstyr for fjernkontroll
Kaukosäätö mahdollisuus
Zdalne sterowanie
Konektor pro dálkové ovládání
Uzaktan kumanda fonksiyonu
Возможность дистанционного управления

PILOT ARC

Arco pilota
Pilot Arc
Arco piloto
Pilot-Lichtbogen
Arc pilote
Arco piloto
Pilot Boog
pilot båge
Pilot bue
Pilotti kaari
Luk pilotujacy
Pilotní oblouk
Pilot ark
Вспомогательная дуга

Braccio oscillante

Rocker Arm
Brazo basculante
Schwinghebel
Bras support
Braço oscilante
Schaarbediende arm
punktsvetsarm
Vippe arm
Liikkuva varsi
Ramie wahliwe
Kyvné rameno
Kavrama kolu
Радиальный ход верхненго плеча

Discesa rettilinea
Vertical Stroke
Movimiento vertical
GerandnigesAbsenken
Course verticale
Deslocamento Vertical
Vertikale Slag
Vertikal rörelse
Vertikal gaide styring
Pystyliikepituus
Skok pionowy
Lineární pohyb elektrod
Dikey darbe
Вертикальный ход

Bracci sfilabili
Arms with adjustable Length
Brazo con longitud ajustable
Ausziehbare Arme
Bras avec longueur réglable
Braços ajustáveis em comprimento
Armen met instelbare lengte
armar med justerbar längd
Armer med justerbar lengde
Varret säädettävällä pituudella
Ramiona z regulacja dlugosci
Ramena s nastavitelným vyložením
Ayarlanabilir kol boyu
Регулировка вылета

Bracci regolabili in altezza
Arms with adjustable Height
Brazo con altura ajustable
Hohenverstellbare Arme
Bras avec hauteur réglable
Braços ajustáveis em altura
Armen met instelbare hoogte
armar med justerbar højde
Armer med justerbar høyde
Varret säädettävällä korkeudella
Ramiona z regulacja wysokosci
Výškově nastavitelná ramena
Yükseklıği ayarlanabilir kol boyu
Регулировка раствора

Saldatura grigliati
Mesh welding
Soldadura de parrilla
Gitterschweißen
Soudage de mailles
Soldadura em malha
Mesh welding
Nätsvetsning
Sveising av nett
Verkkohitsaus
Obwod spawania
Svařování mříží
Tel ızgara kaynağı
Сварка сетки

Azionamento meccanico
Mechanical Operated
Accionamiento mecánico
Pedalgesteuert
Manœuvre mécanique
Acionamento mecânico
Mechanisch Bediend
Mekaniskt styrd
Mekanisk operert
Mekaanisesti toimiva
Sterowanie mechaniczne
Mechanické ovládání
Mekanik kumanda
Механический педальный привод

AIR

Azionamento pneumatico
Air Operated
Accionamiento por aire
Luftgesteuert
Manœuvre pneumatique
Acionamento pneumático
Lucht bediend
Pneumatiskt styrd
Pneumatisk operert
Paineilma toiminen
Sterowanie powietrzem
Pneumatické ovládání
Pnömatik
Пневматический педальный привод

HOT START

Hot Start
Hot Start
Inicio energético
Hot Start
Démarrage à chaud
Hot Start
Hot Start
Hot Start
Hot start
Hot start/kuuma käynnistys
Goracy (wzmocniony) start
Hot Start
Sıcak başlangıç
Горячий старт

ARC FORCE

Arc Force
Arc Force
Fuerza de arco
Arc Force
Arc Force
Arc Force
Arc Force
Arc Force
Dynamiske sveisekarakteristikker
Arc force/kaari voima
Dynamika luku
Arc Force
Ark kuvveti
Форсирование дуги

BURN BACK

Burn Back
Burn Back
Retroceso de hilo
Burn Back
Mégot
Burn Back
Afbrandtijdvertraging
Burn Back
Etterbrenning av elektrode
Jälkipalo
Czas wysuwania drutu po zakonczeniu spawania
Dohoření drátu
Geri yanma
Настройка вылета проволоки после сварки

Raffreddamento forzato
Forced Air Cooling
Refrigeración forzada por aire
Ventilatorkühlung
Refroidissement forcé à l'air
Refrigeração forçada
Geforceerde luchtkoeling
Styrd luftkylning
Forsert luft kjøling
Puhallin jäähdytys
Wymuszone chlodzenie powietrzem
Chlazení ventilací
Fan soğutmalı
Принудительное воздушное охлаждение

Termostato
Thermostat
Termostato
Thermoschutz
Thermostat
Termostato
Thermostaat
termostat
Termostat
Termostaatti
Termostat
Termostat
Termostat
Термостат

Generatore portatile
Portable power source
Generador portátil
Tragbar Stromerzeuger
Source de courant portable
Fonte de potência portátil
Draagbare stroombron
bärbar kraftkälla
Portabel strømkilde
Kannettava virtalähde
Przenosne zrodlo pradu
Přenosný zdroj
Taşınabilir güç kaynağı
Переносной источник питания

Generatore carrellato
Power source with wheels
Generador con ruedas
Generator mit Rädern
Source de courant avec roues
Fonte de potência com rodas
Stroombron verrijdbaar
kraftkälla med hjul
Strømkilde på hjul
Virtalähde pyörillä
Nrodlo pradu na kolkach
Zdroj s pojezdem
Tekerlekli güç kaynağı
Источник питания на шасси

Alimentazione monofase
Single Phase Input
Entrada monofásica
Anschlußspannung 1-Phasig
Alimentation monophasée
Alimentação monofásica
Enkel fase aansluiting
1-fas anslutningsspänning
1-fas tilkobling primær
Yksivaiheinen
Wejscie jednofazowe
Jednofázový přívod
Monofaze giriş
Однофазное питание

Alimentazione trifase
Three Phase Input
Entrada trifásica
Anschlußspannung 3-Phasig
Alimentation triphasée
Alimentação trifásica
Drie fase aansluiting
3-fas anslutningsspänning
3-fas tilkobling primær
Kolmi- vaiheinen
Wejscie trojfazowe
Třífázový přívod
Trifaze giriş
Трехфазное питание

$S_{1\,max}$

Potenza assorbita @ I2 Max
Input Power @ I2 Max
Potencia de entrada @ I2 Max
Max. Leistungsaufnahme @ I2 Max
Puisance absorbée @ I2 Max
Potência Absorvida @ I2 Max
Inkomende spanning @ I2 Max

Nett-tilkobling @ I2 Max
Ottoteho @ I2 Max
Maksymalny pobór mocy @ I2 Max
Příkon @ I2 Max
Giriş gücü @ I2 Max
входная мощность @ I2 MAKC

P_1

Potenza d'installazione
Installed Power
Potencia de conexión
Installationsleistung
Puissance installée
Potência requerida
Aansluit vermogen
Anslutningseffekt
Tilslutningseffekt kVA
Ottamateho
Moc nominalna (zainstalowana)
Příkon
Tesis edilmiş güç
Установленная мощность

S_n

Potenza nominale
Rated Power
Potencia
Nennleistung
Puissance nominale
Potência nominal
Afgegeven vermogen
Max effekt
Nominell Effekt
Antamateho
Moc znamionowa
Jmenovitý výkon
Normal güç
Номинальная мощность

S_n X %

Potenza nominale al X%
Rated Power at X%
Potencia al X%
Nennleistung bei X%
Puissance nominale à X%
Potência nominal a X%
Afgegeven vermogen bij X%
Max efferkt vid X% intermitens
Effekt ved X% intermittensfaktor
Puolitettu antamateho X%
Moc znamionowa przy X%
Jmenovitý výkon při X%
X% normal güç
Номинальная мощность при X% скважности

S_{max}

Potenza max di saldatura
Max. welding Power
Máxima potencia de soldadura
Schweißleistung max.
Puissance de soudage maxi
Potência máxima de soldadura
Max. las vermogen
Maximal svets effekt
Maksimal sveiseeffekt
Max. Hitsausvirta
Maksymalna moc spawania
Max. svařovací výkon
Maksimum kaynak gücü
Макс. сварочная мощность

Fusibile ritardato
Fuse (delayed action)
Fusible (acción retardada)
Absicherung (träge)
Fusible (action lente)
Fusível (temporizado)
Zekering (traag)
säkring (trög)
Sikring (treg)
Sulake (hidas)
Bezpiecznik (zwloczny)
Jištění (pomalé)
Sigorta(gecikmeli)
Плавкий предохранитель с задержкой срабатывания

I_2 @ 100%

Fusibile ritardato (I_2 @ 100 x%)
Delayed Fuse (I_2 @ 100 x%)
Fusible retardado (I_2 @ 100 x%)
Absiche zrung (träge) (I_2 @ 100 x%)
Fusible lent (I_2 @ 100 x%)
Fusível Fusão Lenta (I_2 @ 100 x%)
Vertragende zekering (I_2 @ 100 x%)
Fördröjd Säkring (I_2 @ 100 x%)
Treg nettsikring (I_2 @ 100 x%)
Sulake (Hidas) (I_2 @ 100 x%)
Bezpiecznik zwloczny (I_2 @ 100 x%)
Pomalé jištění (I_2 @ 100 x%)
Gecikmeli sigorta (I_2 @ 100 x%)
плавкий предохранитель (I_2 @ 100 x%)

I_2 @ 60%

Fusibile ritardato (I_2 @ 60 x%)
Delayed Fuse (I_2 @ 60 x%)
Fusible retardado (I_2 @ 60 x%)
Absiche zrung (träge) (I_2 @ 60 x%)
Fusible lent (I_2 @ 60 x%)
Fusível Fusão Lenta (I_2 @ 60 x%)
Vertragende zekering (I_2 @ 60 x%)
Fördröjd Säkring (I_2 @ 60 x%)
Treg nettsikring (I_2 @ 60 x%)
Sulake (Hidas) (I_2 @ 60 x%)
Bezpiecznik zwloczny (I_2 @ 60 x%)
Pomalé jištění (I_2 @ 60 x%)
Gecikmeli sigorta (I_2 @ 60 x%)
плавкий предохранитель (I_2 @ 60 x%)

P. FACTOR / cos φ

Fattore di Potenza / cos φ
Power Factor / cos φ
Factor de potencia / cos φ
Nennleistung / cosf
Facteur de puissance / cos φ
Factor de Potência / cos φ
Inschakelduur / cos φ
Effektfaktorkorrigering (EFK)
Effektfaktor PF / cos φ
Tehokerroin PF / cosf
Współczynnik mocy / cos φ
Účinik / cos φ
Güç faktörü / cos φ
коэффициент мощности / cos φ

η MAX

Rendimento
Efficiency Degree
Rendimiento
Wirkungsgrad
Rendement
Rendimento
Rendement
Verkningsgrad
Virkningsgrad
Hyötysuhde
Stopien sprawnosci
Účinnost
Verim derecesi
коэффициент полезного действия

O.C.V. U20

Tensione secondaria a vuoto
Open Circuit Voltage
Voltaje de circuito abierto
Sekundärleerlaufspannung
Tension à vide
Tensão em vazio
Open Circuit Voltage
Tomgångsspänning
Tomgangs spenning
Tyhjäkäyntijännite
Napiecie biegu jalowego
Sekundární napětí naprázdno
Açık devre voltajı
Напряжение разомкнутой цепи wtornego

I2 CC

Corrente secondaria di corto circuito
Secondary short circuit current
Corriente secundario corto-circuito
Sekundärkurzschlußstrom
Intensité secondaire en court-circuit
Corrente secundária de curto-circuito
Secondary short circuit current
sekundär kortslutnings ström
Sekundær kortslutningsstrøm
Toision oikosulkuvirta
Prad zwarciowy uzwojenia wtornego
Sekundární zkratový proud
Sekonder kısa devre akımı
Ток короткого замыкания вторичной цепи

N°

N° delle regolazioni
Adjustment Positions
Posiciones de ajuste
Schaltstufen
Nombre de positions de réglage
Posições de regulação
Instel posities
Justeringsposition
Antall strømvalg
Säätöportaiden lukumäärä
Pozycje regulacji
Počet výkonových stupňů
Ayarlama durumları
оличество ступеней регулировки

MAX I2 MIN

Campo di regolazione
Current Range
Rango de corriente
Regelbereich
Gamme d'intensité
Gama de regulação da corrente
Stroombereik
Reglerområde ström
Strømområde
Virta-alue
Zakres pradu
Rozsah nastavení
Akım aralığı
Диапазон по току

DUTY CYCLE I2 %

Corrente utilizzabile al
Duty cycle at
Ciclo de trabajo a
Schweißstrom bei Einschaltdauer
Facteur de marche à
Regime de utilização
Inschakelduur bij
Intermittens
Intermittens ved
Hitsausvirran hyötysuhde
Cykl pracy przy
Zatěžovatel
İş frekansı
Ток при скважности

Ø

Elettrodi
Electrodes
Electrodos
Elektroden
Electrodes
Electrodos
Elektroden
elektroder
Elektroder
Elektrodit
Elektrody
Elektrody
Elektrod
Диаметр электрода

Ø

Fili
Wires
Hilos
Drahtstärken
Fils
Fios
Draden
Trådar
Tråd
Langat
Druty spawalnicze
Dráty
Dolgu telleri
Проволока

Ø

Diametro bobina
Spool diameter
Diámetro Carrete
Spulendurchmesser
Bobine diametre
diâmetro de bobine
draadspoel diameter
Spoldiameter
Trådspole diameter
kelan halkaisija
Średnica szpuli
Průměr cívky
Tel makara çapı
диаметр катушки

mm

Spessore max di taglio
Max. Cutting Thickness
Máximo espesor de corte
Max. Schnittstärke
Epaisseur maxi à couper
Espessura máxima de corte
Max. Snij dikten
maximal kapnings tjocklek
Maksimal kutte kapasitet
Max. Leikkauspaksuus
Maksymalna grubosc ciecia
Max. tloušťka řezu
Maksimum kesme kalınlığı
Makg. толщина отреза

mm + mm

Capacità di saldatura
Welding Capacity
Capacidad de soldadura
Blechdicke
Capacité de soudage
Capacidade de soldadura
Las-capaciteit
svets kapacitet
Sveise kapasitet
Hitsaus kapasiteetti
Wydajnosc spawania
Tloušťka plechu
Kaynak kapasitesi
Диапазон сварки

mm

Corsa elettrodi
Work stroke
Recorrido
Elektrodenhub
Course de travail
Curso do électrodo
Arbeidsslag
Arbetsslag
Arbeidsslag
Iskunpituus
Skok
Zdvih elektrody
Çalışma darbesi
Рабочий ход

da N

Forza sugli elettrodi
Electrode Force
Fuerza de electrodo
Elektrodenkraft
Force aux électrodes
Pressão sobre os electrodos
Electrode Kracht
elektrodtryck
Elektrode trykk
Elektrodivoima
Dynamika mma
Přítlak elektrody
Elektrod kuvveti
Усилие на электрод

Norme
Standards
Estándards
Normen
Normes
Standards
Standards
Standard
Normer
Standardit
Standardy
Normy
Standartlar
Стандарты

IP..

Grado di protezione
Protection Class
Clase de protecciòn
Schutzklasse
Degré de protection
Classe de protecção
Beschermingsklasse
Skyddsklass
Beskyttelses klasse
Kotelointiluokka
Stopien ochrony
Krytí
Koruma sınıfı
Класс защиты

CL..

Classe d'isolamento
Insulation Class
Clase de aislante
Isolierklasse
Classe d'isolation
Classe de isolamento
Isolatie klasse
Isolationsklass
Isolasjons klasse
Eristysluokka
Stopien izaolacji
Třída izolace
Yalıtkanlık sınıfı
Класс изоляции

Sporgenza bracci
Arms Throat Depth
Profundidad brazo
Armausladung
Profondeur de bras
Extensão util de braços
Arm-nek diepte
djup armar
Armlengde (arm utladning)
Kitasyvyys
Wysieg ramion
Vyložení ramen
Kol boyu derinliği
Полезный вылет

Dimensioni
Dimensions
Dimensiones
Abmessungen
Dimensions
Dimensões
Afmetingen
dimensioner
Dimensjoner
Mitat
Wymiary
Rozměry
Boyutlar
Размеры

kg

Peso
Weight
Peso
Gewicht
Poids
Peso
Gewicht
vikt
Vekt
Paino
Waga
Hmotnost
Ağırlık
Вес

PFC

Correzione fattore di potenza
Power Factor Correction
Factor Corrección de Potencia
Leistungsfaktorkorrektur
Puissance Facteur Correction
correcção do factor de potência
vermogens fijnafstelling
Effektfaktorkorrigering
Power Faktor Korrigering
tehon korjaus
Korekcja współczynnika mocy
korekce prudu
Güç faktörü düzeltici
компенсация коэффициента мощности

VRD

Dispositivo riduzione voltaggio
Voltage Reduction Device
Dispositivo Reducción Voltaje
Spannungs-Reduzierungs-Funktion
Dispositif Réduction Voltage
dispositivo de redução da voltagem
regelcomponent voltage
Spänningsreduktions Anordning
Spenningsreduksjons utstyr
jännitteen alennin
Spadek napięcia urządzenia
Snížení napětí přístroje
Voltaj azaltma aleti
устройство снижения напряжения

Optional
Optional
Opcional
Optional
Option
Opcional
Optie
Valfri
Opsjon
Lisävaruste
Opcja
Volitelně
Opsiyonel
Опциональный

GOES GREEN

www.ceaweld.com

Le caratteristiche tecniche possono subire modifiche senza preavviso.

Technical features might change without notice.

Las caracterìsticas tècnicas pueden sufrir modificaciones sin previo aviso.

Text und Abbildung entsprechen dem technischen Stand bei Drucklegung. Änderungen vorbehalten.

Les caractéristiques techniques peuvent subir des modifications sans aucun préavis.

As alterações técnicas podem ser alteradas sem aviso prévio.

Technische veranderingen voorbehouden.

Tekniska detaljer kan ändras utan att tillkännages.

Forbehold om endring av tekniske detaljer uten varsel.

Tekniset ominaisuudet saattavat vaihtua ilman eri huomautusta.

Parametry techniczne moga byc zmienione.

Technické změny vyhrazeny.

Teknik özellikler haber vermeden değiştirilebilir.

Технические характеристики могут меняться без предварительного уведомления.

CEA COSTRUZIONI ELETTROMECCANICHE ANNETTONI S.p.A.
C.so E. Filiberto, 27 - 23900 LECCO - ITALY
Cas. Post. (P.O. BOX) 205
Tel. +39 0341 22322 - Fax +39 0341 422646
cea@ceaweld.com
www.ceaweld.com

ISO 9001: 2008

www.cattaneografiche.it stampato su carta priva di coloro elementare printed on clorine free paper

Graphic Design: www.ssintesi.it

2020H199 - 02/2011